

BULLETIN – Issue 6: 31 December 2008



MOST VALUABLE PLAYER

Napier storms to top of overall State MVP table



Two strong performances with the ball in the State Shield competition have seen English professional Graham Napier move to the top of the overall State MVP rankings. The State Wellington Firebird took 3 for 47 against the State Central Stags, and 4 for 40 against the State Auckland Aces in the last week. Napier backed up his bowling with a fine half century against the Stags.

Despite suffering their first loss of the season to the State Otago Volts, State Central Stags players Mathew Sinclair and Ewen Thompson remain high on the overall MVP table. Sinclair scored a fine 92 in the victory over the Firebirds, whilst Ewen Thompson has been on duty for the BLACKCAPS this week.

State Central Stags wicket keeper Bevan Griggs has moved to the top of the fielding table after taking two catches and a stumping in the victory over Wellington.

MVP TOP FIVE AT A GLANCE

| Pos | Player | Team | Points |
|-----|----------------------|------|--------|
| 1. | Napier, Graham | WLN | 156.20 |
| 2. | Sinclair, Mathew | CD | 144.37 |
| 3. | Thompson, Ewen | CD | 139.83 |
| 4. | Franklin, James | WLN | 131.58 |
| 5. | De Grandhomme, Colin | AKL | 126.23 |

STATE Championship top five

| Pos | Player | Team | Points |
|-----|----------------------|------|--------|
| 1. | Thompson, Ewen | CD | 117.85 |
| 2. | Franklin, James | WLN | 117.11 |
| 3. | Sinclair, Mathew | CD | 100.58 |
| 4. | De Grandhomme, Colin | AKL | 98.19 |
| 5. | Napier, Graham | WLN | 91.05 |

STATE Shield top five

| Pos | Player | Team | Points |
|-----|-------------------|------|--------|
| 1. | Napier, Graham | WLN | 65.15 |
| 2. | Sinclair, Mathew | CD | 43.79 |
| 3. | Yovich, Joseph | ND | 42.90 |
| 4. | Woodcock, Luke | WLN | 36.81 |
| 5. | Diamanti, Brendon | CAN | 34.07 |

STATE Twenty20 – starts 04/02

State Auckland Aces v State Northern Knights
Eden Park Outer Oval, Auckland

State Otago Volts v State Canterbury Wizards
University Oval, Dunedin


State Central Stags v State Wellington Firebirds
McLean Park, Napier

Overall MVP Points - Top 40

page 2


MVP Overall Game Average 2008/09

| Pos | Player | Team | Points |
|-----|------------------|------|--------|
| 1. | Franklin, James | WLN | 32.90 |
| 2. | Oram, Jacob | CD | 24.37 |
| 3. | Shaw, Lance | AKL | 23.49 |
| 4. | Thompson, Ewen | CD | 23.31 |
| 5. | Napier, Graham | WLN | 22.31 |
| 6. | Gillespie, Mark | WLN | 22.03 |
| 7. | Nethula, Tarun | AKL | 21.31 |
| 8. | Sinclair, Mathew | CD | 20.62 |
| 9. | McIntosh, Tim | AKL | 20.00 |
| 10. | McKay, Andy | AKL | 19.18 |



MVP Overall Batting 2008/09

| Pos | Player | Team | Points |
|-----|------------------|------|--------|
| 1. | Sinclair, Mathew | CD | 106.53 |
| 2. | Cumming, Craig | OTG | 71.77 |
| 3. | Franklin, James | WLN | 67.71 |
| 4. | Ingram, Peter | CD | 65.58 |
| 5. | Bell, Matthew | WLN | 60.13 |
| 6. | Patton, Bradley | CD | 57.44 |
| 7. | Haig, Shaun | OTG | 53.95 |
| 8. | McIntosh, Tim | AKL | 50.99 |
| 9. | Broom, Neil | OTG | 46.73 |
| 10. | Williamson, Kane | ND | 44.45 |



MVP Overall Bowling 2008/09

| Pos | Player | Team | Points |
|-----|-----------------------|------|--------|
| 1. | Napier, Graham | WLN | 131.36 |
| 2. | Thompson, Ewen | CD | 117.20 |
| 3. | Wagner, Neil | OTG | 84.88 |
| 4. | De Grandhomme, Colin | AKL | 84.56 |
| 5. | McClenaghan, Mitchell | CD | 74.63 |
| 6. | Boult, Trent | ND | 70.05 |
| 7. | McKay, Andy | AKL | 67.89 |
| 8. | Ellis, Andrew | CAN | 67.38 |
| 9. | Arnel, Brent | ND | 66.67 |
| 10. | Bennett, Hamish | CAN | 63.94 |



MVP Overall Fielding 2008/09

| Pos | Player | Team | Pts |
|-----|-------------------|------|-----|
| 1. | Griggs, Bevan | CD | 27 |
| 2. | De Boorder, Derek | OTG | 25 |
| 3. | Hopkins, Gareth | AKL | 22 |
| 4. | McGlashan, Peter | ND | 21 |
| 5. | Nevin, Chris | WLN | 18 |
| 6. | Watling, B J | ND | 14 |
| 7. | Sinclair, Mathew | CD | 13 |
| 8. | Van Wyk, Kruger | CAN | 13 |
| 9. | Myburgh, Johannes | CAN | 11 |
| 10. | Parlane, Neal | WLN | 11 |





STATE

STATE MVP – in association with SAMSUNG

SAMSUNG

TOP FORTY – ALL COMPETITIONS

MOST VALUABLE PLAYER

Overall MVP Points 2008/09

| Pos | Player | Team | Batting | Bowling | Fielding | Capt | Wins | Pld | Points | Average |
|-----|-----------------------|----------------------------|---------|---------|----------|------|------|------|--------|---------|
| 1. | Napier, Graham | State Wellington Firebirds | 11.84 | 131.36 | 1.00 | 0.00 | 5.00 | 7.00 | 156.20 | 22.31 |
| 2. | Sinclair, Mathew | State Central Stags | 106.53 | 7.83 | 13.00 | 5.00 | 5.00 | 7.00 | 144.37 | 20.62 |
| 3. | Thompson, Ewen | State Central Stags | 10.63 | 117.20 | 2.00 | 0.00 | 4.00 | 6.00 | 139.83 | 23.31 |
| 4. | Franklin, James | State Wellington Firebirds | 67.71 | 51.88 | 4.00 | 0.00 | 4.00 | 4.00 | 131.58 | 32.90 |
| 5. | De Grandhomme, Colin | State Auckland Aces | 26.67 | 84.56 | 7.00 | 0.00 | 1.00 | 7.00 | 126.23 | 18.03 |
| 6. | Woodcock, Luke | State Wellington Firebirds | 34.77 | 59.73 | 5.00 | 0.00 | 5.00 | 7.00 | 111.50 | 15.93 |
| 7. | Cumming, Craig | State Otago Volts | 71.77 | 13.49 | 6.00 | 1.00 | 1.00 | 6.00 | 99.26 | 16.54 |
| 8. | Ellis, Andrew | State Canterbury Wizards | 19.59 | 67.38 | 1.00 | 0.00 | 1.00 | 5.00 | 93.96 | 18.79 |
| 9. | Wagner, Neil | State Otago Volts | 2.21 | 84.88 | 0.00 | 0.00 | 1.00 | 5.00 | 93.09 | 18.62 |
| 10. | Williamson, Kane | State Northern Knights | 44.45 | 30.58 | 5.00 | 0.00 | 2.00 | 7.00 | 89.04 | 12.72 |
| 11. | McCullum, Nathan | State Otago Volts | 20.88 | 58.82 | 2.00 | 0.00 | 1.00 | 6.00 | 88.70 | 14.78 |
| 12. | McClenaghan, Mitchell | State Central Stags | 1.30 | 74.63 | 1.00 | 0.00 | 5.00 | 6.00 | 87.94 | 14.66 |
| 13. | Bell, Matthew | State Wellington Firebirds | 60.13 | 0.10 | 10.00 | 5.00 | 5.00 | 7.00 | 87.23 | 12.46 |
| 14. | Worker, George | State Central Stags | 18.87 | 50.19 | 6.00 | 0.00 | 4.00 | 5.00 | 84.06 | 16.81 |
| 15. | Boult, Trent | State Northern Knights | 3.81 | 70.05 | 3.00 | 0.00 | 2.00 | 5.00 | 83.87 | 16.77 |
| 16. | Ingram, Peter | State Central Stags | 65.58 | 0.00 | 4.00 | 0.00 | 5.00 | 7.00 | 81.58 | 11.65 |
| 17. | Arnel, Brent | State Northern Knights | 3.92 | 66.67 | 1.00 | 0.00 | 1.00 | 6.00 | 78.59 | 13.10 |
| 18. | McKay, Andy | State Auckland Aces | 3.82 | 67.89 | 0.00 | 0.00 | 1.00 | 4.00 | 76.71 | 19.18 |
| 19. | Martin, Bruce | State Northern Knights | 4.62 | 58.04 | 3.00 | 0.00 | 2.00 | 7.00 | 74.66 | 10.67 |
| 20. | Myburgh, Johannes | State Canterbury Wizards | 24.29 | 31.20 | 11.00 | 0.00 | 1.00 | 5.00 | 72.49 | 14.50 |
| 21. | Patton, Bradley | State Central Stags | 57.44 | 4.83 | 2.00 | 0.00 | 3.00 | 4.00 | 71.27 | 17.82 |
| 22. | Bennett, Hamish | State Canterbury Wizards | 1.61 | 63.94 | 1.00 | 0.00 | 0.00 | 4.00 | 70.54 | 17.64 |
| 23. | Griggs, Bevan | State Central Stags | 29.06 | 0.00 | 27.00 | 0.00 | 5.00 | 7.00 | 68.06 | 9.72 |
| 24. | Bracewell, Doug | State Central Stags | 16.05 | 39.80 | 1.00 | 0.00 | 4.00 | 6.00 | 66.85 | 11.14 |
| 25. | Watling, B J | State Northern Knights | 43.84 | -0.43 | 14.00 | 0.00 | 2.00 | 6.00 | 65.42 | 10.90 |
| 26. | Aldridge, Graeme | State Northern Knights | 28.09 | 27.07 | 4.00 | 0.00 | 1.00 | 5.00 | 65.17 | 13.03 |
| 27. | Davidson, Michael | State Canterbury Wizards | 3.41 | 53.17 | 2.00 | 0.00 | 0.00 | 5.00 | 63.58 | 12.72 |
| 28. | Elliott, Grant | State Wellington Firebirds | 19.36 | 37.87 | 0.00 | 0.00 | 2.00 | 4.00 | 63.23 | 15.81 |
| 29. | Nevin, Chris | State Wellington Firebirds | 31.89 | 0.00 | 18.00 | 0.00 | 5.00 | 7.00 | 61.89 | 8.84 |
| 30. | Yovich, Joseph | State Northern Knights | 9.13 | 45.34 | 1.00 | 0.00 | 2.00 | 4.00 | 61.47 | 15.37 |
| 31. | Haig, Shaun | State Otago Volts | 53.95 | 0.00 | 0.00 | 0.00 | 1.00 | 6.00 | 60.95 | 10.16 |
| 32. | McIntosh, Tim | State Auckland Aces | 50.99 | 0.00 | 5.00 | 0.00 | 1.00 | 3.00 | 59.99 | 20.00 |
| 33. | Broom, Neil | State Otago Volts | 46.73 | -0.71 | 5.00 | 0.00 | 1.00 | 6.00 | 58.02 | 9.67 |
| 34. | Marshall, James | State Northern Knights | 43.84 | -0.83 | 4.00 | 2.00 | 2.00 | 7.00 | 58.00 | 8.29 |
| 35. | Hiini, Brandon | State Canterbury Wizards | 8.24 | 41.80 | 1.00 | 0.00 | 1.00 | 5.00 | 57.04 | 11.41 |
| 36. | Butler, Ian | State Otago Volts | 10.84 | 36.10 | 4.00 | 0.00 | 0.00 | 5.00 | 55.93 | 11.19 |
| 37. | McGlashan, Peter | State Northern Knights | 25.78 | 0.00 | 21.00 | 0.00 | 2.00 | 7.00 | 55.78 | 7.97 |
| 38. | Harvie, Mathew | State Otago Volts | 2.41 | 48.62 | 0.00 | 0.00 | 0.00 | 4.00 | 55.03 | 13.76 |
| 39. | De Boorder, Derek | State Otago Volts | 22.37 | 0.00 | 25.00 | 0.00 | 1.00 | 6.00 | 54.37 | 9.06 |
| 40. | Astle, Todd | State Canterbury Wizards | 31.77 | 15.40 | 3.00 | 0.00 | 0.00 | 4.00 | 54.17 | 13.54 |



STATE

STATE MVP – in association with SAMSUNG

SAMSUNG

TOP FORTY – STATE CHAMPIONSHIP

MOST VALUABLE PLAYER

STATE Championship MVP Points 2008/09

| Pos | Player | Team | Batting | Bowling | Fielding | Capt | Wins | Pld | Points | Average |
|-----|----------------------|----------------------------|---------|---------|----------|------|------|-----|--------|---------|
| 1. | Thompson, Ewen | State Central Stags | 8.02 | 101.83 | 1 | 0 | 3 | 4 | 117.85 | 29.46 |
| 2. | Franklin, James | State Wellington Firebirds | 63.89 | 46.22 | 1 | 0 | 2 | 3 | 117.11 | 39.04 |
| 3. | Sinclair, Mathew | State Central Stags | 72.75 | 7.83 | 10 | 3 | 3 | 4 | 100.58 | 25.15 |
| 4. | De Grandhomme, Colin | State Auckland Aces | 18.75 | 68.44 | 6 | 0 | 1 | 4 | 98.19 | 24.55 |
| 5. | Napier, Graham | State Wellington Firebirds | 2.51 | 80.54 | 1 | 0 | 2 | 4 | 91.05 | 22.76 |
| 6. | Worker, George | State Central Stags | 18.76 | 50.19 | 6 | 0 | 3 | 4 | 81.96 | 20.49 |
| 7. | McKay, Andy | State Auckland Aces | 3.82 | 67.89 | 0 | 0 | 1 | 4 | 76.71 | 19.18 |
| 8. | McCullum, Nathan | State Otago Volts | 18.27 | 53.55 | 0 | 0 | 0 | 4 | 75.82 | 18.95 |
| 9. | Woodcock, Luke | State Wellington Firebirds | 32.26 | 31.43 | 4 | 0 | 2 | 4 | 74.69 | 18.67 |
| 10. | Wagner, Neil | State Otago Volts | 2.11 | 69.50 | 0 | 0 | 0 | 3 | 74.61 | 24.87 |
| 11. | Ellis, Andrew | State Canterbury Wizards | 18.18 | 51.88 | 1 | 0 | 0 | 3 | 74.06 | 24.69 |
| 12. | Patton, Bradley | State Central Stags | 57.44 | 4.83 | 2 | 0 | 3 | 4 | 71.27 | 17.82 |
| 13. | Bennett, Hamish | State Canterbury Wizards | 1.61 | 63.94 | 1 | 0 | 0 | 4 | 70.54 | 17.64 |
| 14. | Cumming, Craig | State Otago Volts | 57.62 | 5.51 | 3 | 0 | 0 | 4 | 70.13 | 17.53 |
| 15. | McLenaghan, Mitchell | State Central Stags | 1.30 | 60.42 | 1 | 0 | 3 | 4 | 69.72 | 17.43 |
| 16. | Ingram, Peter | State Central Stags | 55.94 | 0.00 | 4 | 0 | 3 | 4 | 66.94 | 16.74 |
| 17. | Williamson, Kane | State Northern Knights | 31.40 | 25.92 | 3 | 0 | 0 | 4 | 64.33 | 16.08 |
| 18. | Bell, Matthew | State Wellington Firebirds | 47.68 | 0.10 | 6 | 3 | 2 | 4 | 63.78 | 15.94 |
| 19. | Aldridge, Graeme | State Northern Knights | 28.09 | 27.51 | 3 | 0 | 0 | 4 | 62.60 | 15.65 |
| 20. | Davidson, Michael | State Canterbury Wizards | 3.41 | 53.76 | 1 | 0 | 0 | 4 | 62.17 | 15.54 |
| 21. | Martin, Bruce | State Northern Knights | 3.51 | 54.37 | 0 | 0 | 0 | 4 | 61.88 | 15.47 |
| 22. | Myburgh, Johannes | State Canterbury Wizards | 21.58 | 25.98 | 11 | 0 | 0 | 3 | 61.56 | 20.52 |
| 23. | Arnel, Brent | State Northern Knights | 3.92 | 51.84 | 1 | 0 | 0 | 4 | 60.76 | 15.19 |
| 24. | McIntosh, Tim | State Auckland Aces | 50.99 | 0.00 | 5 | 0 | 1 | 3 | 59.99 | 20.00 |
| 25. | Boult, Trent | State Northern Knights | 3.81 | 49.66 | 2 | 0 | 0 | 3 | 58.47 | 19.49 |
| 26. | Harvie, Mathew | State Otago Volts | 2.41 | 48.62 | 0 | 0 | 0 | 4 | 55.03 | 13.76 |
| 27. | Butler, Ian | State Otago Volts | 10.13 | 36.68 | 4 | 0 | 0 | 4 | 54.81 | 13.70 |
| 28. | Astle, Todd | State Canterbury Wizards | 31.77 | 15.40 | 3 | 0 | 0 | 4 | 54.17 | 13.54 |
| 29. | Broom, Neil | State Otago Volts | 46.32 | -0.71 | 4 | 0 | 0 | 4 | 53.61 | 13.40 |
| 30. | Hiini, Brandon | State Canterbury Wizards | 5.32 | 42.80 | 0 | 0 | 0 | 3 | 51.12 | 17.04 |
| 31. | Griggs, Bevan | State Central Stags | 26.35 | 0.00 | 16 | 0 | 3 | 4 | 49.35 | 12.34 |
| 32. | Oram, Jacob | State Central Stags | 5.81 | 38.93 | 0 | 0 | 2 | 2 | 48.74 | 24.37 |
| 33. | Burt, Leighton | State Canterbury Wizards | 3.62 | 40.49 | 1 | 0 | 0 | 3 | 48.11 | 16.04 |
| 34. | Shaw, Lance | State Auckland Aces | 4.32 | 39.65 | 0 | 0 | 1 | 2 | 46.97 | 23.49 |
| 35. | De Boorder, Derek | State Otago Volts | 21.57 | 0.00 | 19 | 0 | 0 | 4 | 44.57 | 11.14 |
| 36. | Young, Reece | State Auckland Aces | 32.49 | 0.00 | 6 | 0 | 1 | 4 | 43.49 | 10.87 |
| 37. | Haig, Shaun | State Otago Volts | 38.89 | 0.00 | 0 | 0 | 0 | 4 | 42.89 | 10.72 |
| 38. | Nethula, Tarun | State Auckland Aces | 2.10 | 37.51 | 1 | 0 | 1 | 2 | 42.62 | 21.31 |
| 39. | Marshall, James | State Northern Knights | 34.11 | -0.83 | 4 | 0 | 0 | 4 | 41.27 | 10.32 |
| 40. | Watling, BJ | State Northern Knights | 28.79 | -0.43 | 8 | 0 | 0 | 3 | 39.36 | 13.12 |


Championship Game Average 2008/09

| Pos | Player | Team | Points |
|-----|----------------------|------|--------|
| 1. | Franklin, James | WLN | 39.04 |
| 2. | Gillespie, Mark | WLN | 35.44 |
| 3. | Thompson, Ewen | CD | 29.46 |
| 4. | Sinclair, Mathew | CD | 25.15 |
| 5. | Wagner, Neil | OTG | 24.87 |
| 6. | Guptill, Martin | AKL | 24.83 |
| 7. | Ellis, Andy | CAN | 24.69 |
| 8. | De Grandhomme, Colin | AKL | 24.55 |
| 9. | Oram, Jacob | CD | 24.37 |
| 10. | Shaw, Lance | AKL | 23.49 |



Championship Batting 2008/09

| Pos | Player | Team | Points |
|-----|------------------|------|--------|
| 1. | Sinclair, Mathew | CD | 72.75 |
| 2. | Franklin, James | WLN | 63.89 |
| 3. | Cumming, Craig | OTG | 57.62 |
| 4. | Patton, Bradley | CD | 57.44 |
| 5. | Ingram, Peter | CD | 55.94 |
| 6. | McIntosh, Tim | AKL | 50.99 |
| 7. | Bell, Matthew | WLN | 47.68 |
| 8. | Broom, Neil | OTG | 46.32 |
| 9. | Haig, Shaun | OTG | 38.89 |
| 10. | Marshall, James | ND | 34.11 |



Championship Bowling 2008/09

| Pos | Player | Team | Points |
|-----|----------------------|------|--------|
| 1. | Thompson, Ewen | CD | 101.83 |
| 2. | Napier, Graham | WLN | 80.54 |
| 3. | Wagner, Neil | OTG | 69.50 |
| 4. | De Grandhomme, Colin | AKL | 68.44 |
| 5. | McKay, Andy | AKL | 67.89 |
| 6. | Bennett, Hamish | CAN | 63.94 |
| 7. | McLenaghan, Mitchell | CD | 60.42 |
| 8. | Martin, Bruce | ND | 54.37 |
| 9. | Davidson, Michael | CD | 53.76 |
| 10. | McCullum, Nathan | OTG | 53.55 |



Championship Fielding 2008/09

| Pos | Player | Team | Pts |
|-----|-------------------|------|-----|
| 1. | De Boorder, Derek | OTG | 19 |
| 2. | Griggs, Bevan | CD | 16 |
| 3. | Nevin, Chris | WLN | 15 |
| 4. | McGlashan, Peter | ND | 12 |
| 5. | Hopkins, Gareth | AKL | 11 |
| 6. | Myburgh, Johannes | CAN | 11 |
| 7. | Parlane, Neal | WLN | 10 |
| 8. | Sinclair, Mathew | CD | 10 |
| 9. | Van Wyk, Kruger | CAN | 10 |
| 10. | Watling, BJ | ND | 8 |





STATE

STATE MVP – in association with SAMSUNG

SAMSUNG

TOP FORTY – STATE SHIELD

MOST VALUABLE PLAYER

STATE Shield MVP Points 2008/09

| Pos | Player | Team | Batting | Bowling | Fielding | Capt | Wins | Pld | Points | Average |
|-----|-----------------------|----------------------------|---------|---------|----------|------|------|------|--------|---------|
| 1. | Napier, Graham | State Wellington Firebirds | 9.33 | 50.82 | 0.00 | 0.00 | 2.00 | 3.00 | 65.15 | 21.72 |
| 2. | Sinclair, Mathew | State Central Stags | 33.79 | 0.00 | 3.00 | 2.00 | 2.00 | 3.00 | 43.79 | 14.60 |
| 3. | Yovich, Joseph | State Northern Knights | 1.01 | 36.89 | 0.00 | 0.00 | 2.00 | 3.00 | 42.90 | 14.30 |
| 4. | Woodcock, Luke | State Wellington Firebirds | 2.51 | 28.30 | 1.00 | 0.00 | 2.00 | 3.00 | 36.81 | 12.27 |
| 5. | Diamanti, Brendon | State Canterbury Wizards | 7.42 | 20.66 | 1.00 | 0.00 | 2.00 | 3.00 | 34.07 | 11.36 |
| 6. | Marshall, Hamish | State Northern Knights | 24.65 | 0.00 | 2.00 | 0.00 | 2.00 | 3.00 | 31.65 | 10.55 |
| 7. | Cumming, Craig | State Otago Volts | 14.15 | 7.98 | 3.00 | 1.00 | 1.00 | 2.00 | 29.13 | 14.56 |
| 8. | Bracewell, Doug | State Central Stags | 7.44 | 15.26 | 1.00 | 0.00 | 2.00 | 3.00 | 28.70 | 9.57 |
| 9. | De Grandhomme, Colin | State Auckland Aces | 7.92 | 16.12 | 1.00 | 0.00 | 0.00 | 3.00 | 28.04 | 9.35 |
| 10. | Elliott, Grant | State Wellington Firebirds | 5.23 | 18.59 | 0.00 | 0.00 | 1.00 | 2.00 | 26.82 | 13.41 |
| 11. | Martin, Chris | State Auckland Aces | 0.00 | 23.56 | 0.00 | 0.00 | 0.00 | 3.00 | 26.56 | 8.85 |
| 12. | Nevin, Chris | State Wellington Firebirds | 18.27 | 0.00 | 3.00 | 0.00 | 2.00 | 3.00 | 26.27 | 8.76 |
| 13. | Watling, B J | State Northern Knights | 15.06 | 0.00 | 6.00 | 0.00 | 2.00 | 3.00 | 26.06 | 8.69 |
| 14. | Kitchen, Anaru | State Auckland Aces | 23.46 | 0.00 | 0.00 | 0.00 | 0.00 | 2.00 | 25.46 | 12.73 |
| 15. | Boult, Trent | State Northern Knights | 0.00 | 20.40 | 1.00 | 0.00 | 2.00 | 2.00 | 25.40 | 12.70 |
| 16. | Williamson, Kane | State Northern Knights | 13.05 | 4.66 | 2.00 | 0.00 | 2.00 | 3.00 | 24.71 | 8.24 |
| 17. | Tuffey, Daryl | State Auckland Aces | 0.20 | 23.13 | 0.00 | 0.00 | 0.00 | 1.00 | 24.33 | 24.33 |
| 18. | Bell, Matthew | State Wellington Firebirds | 12.45 | 0.00 | 4.00 | 2.00 | 2.00 | 3.00 | 23.45 | 7.82 |
| 19. | Thompson, Ewen | State Central Stags | 2.61 | 15.37 | 1.00 | 0.00 | 1.00 | 2.00 | 21.99 | 10.99 |
| 20. | Hopkins, Gareth | State Auckland Aces | 7.42 | 0.00 | 11.00 | 0.00 | 0.00 | 3.00 | 21.42 | 7.14 |
| 21. | Karaitiana, Ronald | State Auckland Aces | 0.10 | 16.21 | 0.00 | 0.00 | 2.00 | 3.00 | 21.31 | 7.10 |
| 22. | McGlashan, Peter | State Northern Knights | 6.82 | 0.00 | 9.00 | 0.00 | 2.00 | 3.00 | 20.82 | 6.94 |
| 23. | Ellis, Andrew | State Canterbury Wizards | 1.41 | 15.50 | 0.00 | 0.00 | 1.00 | 2.00 | 19.91 | 9.95 |
| 24. | Bond, Shane | State Canterbury Wizards | 0.00 | 16.71 | 0.00 | 0.00 | 1.00 | 2.00 | 19.71 | 9.86 |
| 25. | Parlane, Michael | State Northern Knights | 14.56 | 0.00 | 0.00 | 0.00 | 2.00 | 3.00 | 19.56 | 6.52 |
| 26. | Burson, Ryan | State Canterbury Wizards | 0.00 | 17.09 | 0.00 | 0.00 | 1.00 | 1.00 | 19.09 | 19.09 |
| 27. | Griggs, Bevan | State Central Stags | 2.71 | 0.00 | 11.00 | 0.00 | 2.00 | 3.00 | 18.71 | 6.24 |
| 28. | Crook, B J | State Wellington Firebirds | 12.64 | 0.00 | 1.00 | 0.00 | 2.00 | 3.00 | 18.64 | 6.21 |
| 29. | Wagner, Neil | State Otago Volts | 0.10 | 15.38 | 0.00 | 0.00 | 1.00 | 2.00 | 18.48 | 9.24 |
| 30. | McClenaghan, Mitchell | State Central Stags | 0.00 | 14.22 | 0.00 | 0.00 | 2.00 | 2.00 | 18.22 | 9.11 |
| 31. | Haig, Shaun | State Otago Volts | 15.06 | 0.00 | 0.00 | 0.00 | 1.00 | 2.00 | 18.06 | 9.03 |
| 32. | Arnel, Brent | State Northern Knights | 0.00 | 14.83 | 0.00 | 0.00 | 1.00 | 2.00 | 17.83 | 8.91 |
| 33. | Fulton, Peter | State Canterbury Wizards | 11.25 | 0.00 | 3.00 | 0.00 | 1.00 | 2.00 | 17.25 | 8.62 |
| 34. | Marshall, James | State Northern Knights | 9.73 | 0.00 | 0.00 | 2.00 | 2.00 | 3.00 | 16.73 | 5.58 |
| 35. | Weston, Tim | State Central Stags | 11.64 | 0.00 | 0.00 | 0.00 | 2.00 | 3.00 | 16.64 | 5.55 |
| 36. | Croft, Stephen | State Auckland Aces | 10.35 | 3.23 | 0.00 | 0.00 | 0.00 | 3.00 | 16.58 | 5.53 |
| 37. | Noema-Barnett, Kieran | State Central Stags | 1.10 | 9.85 | 1.00 | 0.00 | 2.00 | 2.00 | 15.95 | 7.98 |
| 38. | Mascarenhas, Dimitri | State Otago Volts | 0.10 | 12.49 | 0.00 | 0.00 | 1.00 | 2.00 | 15.59 | 7.79 |
| 39. | Schaw, Robert | State Central Stags | 1.81 | 8.21 | 0.00 | 0.00 | 2.00 | 3.00 | 15.02 | 5.01 |
| 40. | Ingram, Peter | State Central Stags | 9.64 | 0.00 | 0.00 | 0.00 | 2.00 | 3.00 | 14.64 | 4.88 |

Shield Game Average 2008/09

| Pos | Player | Team | Points |
|-----|------------------|------|--------|
| 1. | Tuffey, Daryl | AKL | 24.33 |
| 2. | Napier, Graham | WLN | 21.72 |
| 3. | Burson, Ryan | CAN | 19.09 |
| 4. | Sinclair, Mathew | CD | 14.60 |
| 5. | Cumming, Craig | OTG | 14.56 |
| 6. | Franklin, James | WLN | 14.47 |
| 7. | Yovich, Joseph | ND | 14.30 |
| 8. | Elliott, Grant | WLN | 13.41 |
| 9. | Hefford, Brent | CD | 13.04 |
| 10. | Kitchen, Anaru | AKL | 12.73 |



Shield Batting 2008/09

| Pos | Player | Team | Points |
|-----|------------------|------|--------|
| 1. | Sinclair, Mathew | CD | 33.79 |
| 2. | Marshall, Hamish | ND | 24.65 |
| 3. | Kitchen, Anaru | AKL | 23.46 |
| 4. | Nevin, Chris | WLN | 18.27 |
| 5. | Haig, Shaun | OTG | 15.06 |
| 6. | Watling, B J | ND | 15.06 |
| 7. | Parlane, Michael | OTG | 14.56 |
| 8. | Cumming, Craig | OTG | 14.15 |
| 9. | Williamson, Kane | ND | 13.05 |
| 10. | Crook, B J | WLN | 12.64 |



Shield Bowling 2008/09

| Pos | Player | Team | Points |
|-----|-------------------|------|--------|
| 1. | Napier, Graham | WLN | 50.82 |
| 2. | Yovich, Joseph | ND | 36.89 |
| 3. | Woodcock, Luke | WLN | 28.30 |
| 4. | Martin, Chris | AKL | 23.56 |
| 5. | Tuffey, Daryl | AKL | 23.13 |
| 6. | Diamanti, Brendon | CAN | 20.66 |
| 7. | Boult, Trent | ND | 20.40 |
| 8. | Elliott, Grant | WLN | 18.59 |
| 9. | Burson, Ryan | CAN | 17.09 |
| 10. | Bond, Shane | CAN | 16.71 |



Shield Fielding 2008/09

| Pos | Player | Team | Pts |
|-----|-------------------|------|-----|
| 1. | Griggs, Bevan | CD | 11 |
| 2. | Hopkins, Gareth | AKL | 11 |
| 3. | Guptill, Martin | AKL | 9 |
| 4. | McGlashan, Peter | ND | 9 |
| 5. | De Boorder, Derek | OTG | 6 |
| 6. | Watling, B J | ND | 6 |
| 7. | Bell, Matthew | WLN | 4 |
| 8. | Fulton, Peter | CAN | 3 |
| 9. | Franklin, James | WLN | 3 |
| 10. | Hira, Ronald | AKL | 3 |





STATE

STATE MVP – in association with SAMSUNG

SAMSUNG

ABOUT THE MVP

Introduction

The MVP system was first introduced in 2007 in England. Unlike other rankings the system combines calculations from all domestic competitions and across all aspects of a player's game. However, the rankings can also be broken down to focus on individual competitions and specific playing roles.

The formula behind the rankings was devised by PCA members in England, who took into account their own match experiences and the relative achievements of bowlers, batsmen, wicket keepers and fielders.

Background

During 2006 the PCA in England undertook an extensive review of all player performance data in the game. They found:

- Too much focus on individual elements of the game – averages, run rates, wickets taken
- A need for more relevance to all aspects of the game
- A need to reflect a player's total contribution to the team

So they set out to devise a system that rewards players who are skilled in multiple disciplines, including fielding.

Current and former players from the domestic game and the international arena were involved every step of the way to ensure the end result truly reflected the views of the people in the thick of the action.

The Formula

The MVP is a cumulative points system that rewards players for every run scored, every wicket taken and every catch held.

In simple terms the points gained for batting, bowling, fielding, captaincy and winning add up to a player's total MVP points. Bonus points can also be scored.

Batting:

The batting points take into account runs scored, the rate scored at and the % of the team's total. Batting bonus points are achieved for:

- Reaching a century
- Achieving a benchmark run-rate (varies per tournament eg 1.5 runs per ball in the Twenty20)
- Scoring over 30% of a team's runs

Bowling:

The bowling points take into account the number of wickets taken and economy rates. Bowlers achieve higher points for getting out higher order batsmen. Bowling bonus points are achieved for:

- Achieving a benchmark economy rate (varies per tournament eg fewer than 6 runs per over in Twenty20)
- Taking 5 or more wickets in an innings
- Bowling maidens

Fielding:

The fielding points are accumulated for holding catches, effecting run-outs and stumpings. Fielding bonus points are achieved for five fielding dismissals in an innings.

Other:

All members of a winning team receive a bonus, and additional bonus points are awarded to the captain of a winning team.