



Sinclair cleans up in inaugural MVP competition



State Central Stags captain Mathew Sinclair has taken out the inaugural State MVP competition ahead of State Wellington Firebird Graham Napier. Sinclair has performed consistently in all three domestic competitions this year, averaging over 80 with the bat in the State Championship and State Shield, and over 50 in the State Twenty20.

“The State MVP is a great initiative, and I am really proud to have won it. The fact that it was developed by players means a lot – there’s been quite a bit of dressing room banter over it this season, and I’m sure that will grow as the competition gets more established. I’ve really enjoyed my batting and being captain this year, and winning the MVP is the icing on the cake for me”.

Sinclair’s prize is a 52 inch Series 6 LCD TV and Blu Ray home theatre system from Samsung.

Other MVP prize winners were:

- Overall MVP Bowling – Neil Wagner (State Otago Volts)
- Overall MVP Batting – Mathew Sinclair (State Central Stags)
- Overall MVP Fielding – Kruger van Wyk (State Canterbury Wizards)
- Overall MVP Game Average – Tarun Nethula (State Auckland Aces)

MVP Top Five at a glance

Player	Team	Points
1 Mathew Sinclair	CD	349.66
2 Graham Napier	WGN	329.54
3 Ewen Thompson	CD	327.37
4 Neil Wagner	OTG	325.47
5 Nathan McCullum	OTG	318.81

State Championship

Player	Team	Points
1 Colin de Grandhomme	AKL	222.52
2 Mathew Sinclair	CD	194.68
3 Kane Williamson	ND	193.70
4 Johannes Myburgh	CTY	180.30
5 Ewen Thompson	CD	178.20

State Shield

Player	Team	Points
1 Neil Wagner	OTG	146.02
2 Graham Napier	WGN	145.48
3 Ian Butler	OTG	128.56
4 Shane Bond	CTY	124.88
5 Craig Cumming	OTG	111.66

State 20/20

Player	Team	Points
1 Joseph Yovich	ND	97.43
2 Graham Napier	WGN	93.02
3 Aaron Redmond	OTG	83.67
4 Nathan McCullum	OTG	83.58
5 Luke Woodcock	WGN	77.51

MVP Overall Game Average 2008/09

Player	Team	Points
1 Lance Shaw	AKL	22.90
2 R McCone	CTY	21.10
3 Tarun Nethula	AKL	20.87
4 J Raval	AKL	20.52
5 Michael Burns	WGN	18.28
6 Tim Southee	ND	18.17
7 Andrew McKay	AKL	18.17
8 James Franklin	WGN	17.91
9 Rahul Dravid	CTY	17.22
10 Lakshminpathy Balaji	WGN	17.21



MVP Overall Batting 2008/09

Player	Team	Points
1 Mathew Sinclair	CD	237.67
2 Craig Cumming	OTG	205.13
3 Peter Ingram	CD	185.23
4 Michael Papps	CTY	178.38
5 James Franklin	WGN	176.03
6 Johannes Myburgh	CTY	172.62
7 Matthew Bell	WGN	159.32
8 Kane Williamson	ND	148.83
9 Michael Parlane	ND	147.49
10 Aaron Redmond	OTG	125.88



MVP Overall Bowling 2008/09

Player	Team	Points
1 Neil Wagner	OTG	270.32
2 Graham Napier	WGN	259.13
3 Mitchell McClenaghan	CD	227.81
4 Bruce Martin	ND	221.46
5 Ewen Thompson	CD	221.28
6 Andrew Ellis	CTY	217.90
7 Daryl Tuffey	AKL	209.71
8 Luke Woodcock	WGN	191.00
9 Nathan McCullum	OTG	188.55
10 Joseph Yovich	ND	182.01



MVP Overall Fielding 2008/09

Player	Team	Points
1 Kruger van Wyk	CTY	70
2 Gareth Hopkins	AKL	70
3 Chris Nevin	WGN	64
4 Peter McGlashan	ND	57
5 Derek de Boorder	OTG	53
6 Bevan Griggs	CD	49
7 Mathew Sinclair	CD	31
8 BJ Watling	ND	28
9 Colin de Grandhomme	AKL	23
10 Johannes Myburgh	CTY	23





STATE

STATE MVP – in association with SAMSUNG

SAMSUNG

MOST VALUABLE PLAYER

Overall MVP Points 2008/09 - Top 40

Player	Team	Batting	Bowling	Fielding	Capt	Wins	Pld	Overall	Average
1 Mathew Sinclair	State Central Stags	237.67	35.00	31	11	11	24	349.66	14.57
2 Graham Napier	State Wellington Firebirds	28.41	259.13	10	0	11	21	329.54	15.69
3 Ewen Thompson	State Central Stags	66.09	221.28	8	0	9	23	327.37	14.23
4 Neil Wagner	State Otago Volts	12.15	270.32	5	0	13	25	325.47	13.02
5 Nathan McCullum	State Otago Volts	76.26	188.55	15	3	12	24	318.81	13.28
6 Luke Woodcock	State Wellington Firebirds	81.57	191.00	9	0	12	25	318.57	12.74
7 Colin de Grandhomme	State Auckland Aces	107.46	146.28	23	0	13	22	311.74	14.17
8 Johannes Myburgh	State Canterbury Wizards	172.62	78.96	23	0	10	24	308.58	12.86
9 Craig Cumming	State Otago Volts	205.13	44.17	16	10	10	20	305.30	15.27
10 James Franklin	State Wellington Firebirds	176.03	91.48	9	0	11	17	304.51	17.91
11 Kane Williamson	State Northern Knights	148.83	102.23	19	0	10	22	302.05	13.73
12 Andrew Ellis	State Canterbury Wizards	38.36	217.90	5	0	9	23	293.26	12.75
13 Bruce Martin	State Northern Knights	19.67	221.46	6	0	9	24	280.13	11.67
14 Joseph Yovich	State Northern Knights	57.79	182.01	7	0	8	21	275.80	13.13
15 Mitchell McClenaghan	State Central Stags	4.52	227.81	5	0	9	19	265.32	13.96
16 Daryl Tuffey	State Auckland Aces	10.64	209.71	4	0	8	15	247.34	16.49
17 Ian Butler	State Otago Volts	34.22	173.03	8	0	9	20	244.25	12.21
18 George Worker	State Central Stags	85.50	108.03	13	0	9	22	237.52	10.80
19 Peter Ingram	State Central Stags	185.23	0.00	8	0	11	25	229.23	9.17
20 Matthew Bell	State Wellington Firebirds	159.32	0.10	20	9	12	25	225.42	9.02
21 Michael Papps	State Canterbury Wizards	178.38	0.00	11	0	10	24	223.38	9.31
22 Brendon Diamanti	State Central Stags	52.53	136.75	7	0	7	15	218.28	14.55
23 Graeme Aldridge	State Northern Knights	45.07	133.50	11	0	5	16	210.57	13.16
24 Warren McSkimming	State Otago Volts	15.26	159.24	5	0	10	16	205.51	12.84
25 Kruger van Wyk	State Canterbury Wizards	85.62	0.00	70	10	10	25	200.62	8.02
26 Shane Bond	State Canterbury Wizards	1.91	166.12	5	0	9	16	198.03	12.38
27 Peter McGlashan	State Northern Knights	108.61	0.00	57	0	9	23	197.61	8.59
28 Gareth Hopkins	State Auckland Aces	93.87	0.00	70	0	11	21	195.87	9.33
29 Michael Parlane	State Northern Knights	147.49	0.00	11	1	10	25	194.49	7.78
30 Brent Arnel	State Northern Knights	5.62	157.80	3	0	7	21	194.42	9.26
31 Steven Croft	State Auckland Aces	87.41	50.79	18	0	13	25	194.20	7.77
32 Chris Nevin	State Wellington Firebirds	85.76	0.00	64	0	11	24	184.76	7.70
33 Dimitri Mascarenhas	State Otago Volts	49.25	90.86	6	0	11	17	174.11	10.24
34 BJ Watling	State Northern Knights	116.90	-0.43	28	0	8	21	173.47	8.26
35 Richard Jones	State Auckland Aces	114.34	-0.75	6	14	14	25	172.59	6.90
36 Reece Young	State Auckland Aces	110.50	0.00	23	0	12	23	168.50	7.33
37 Tarun Nethula	State Auckland Aces	10.44	135.55	8	0	5	8	166.99	20.87
38 Aaron Redmond	State Otago Volts	125.88	-0.88	12	0	10	18	165.00	9.17
39 Trent Boult	State Northern Knights	5.12	128.61	9	0	7	14	163.73	11.69
40 DeWayne Bowden	State Wellington Firebirds	37.91	91.57	5	0	9	17	160.48	9.44



STATE

STATE MVP – in association with SAMSUNG


SAMSUNG

STATE Championship MVP Points 2008/09 - Top 40

Player	Team	Batting	Bowling	Fielding	Capt	Wins	Pld	Overall	Average
1 Colin de Grandhomme	State Auckland Aces	79.65	110.87	17	0	6	9	222.52	24.72
2 Mathew Sinclair	State Central Stags	122.68	35.00	18	5	5	9	194.68	21.63
3 Kane Williamson	State Northern Knights	95.94	79.76	9	0	2	7	193.70	27.67
4 Johannes Myburgh	State Canterbury Wizards	95.14	66.15	11	0	1	7	180.30	25.76
5 Ewen Thompson	State Central Stags	32.77	132.42	2	0	4	7	178.20	25.46
6 Daryl Tuffey	State Auckland Aces	10.23	148.86	3	0	5	7	174.09	24.87
7 Tarun Nethula	State Auckland Aces	10.44	135.55	8	0	5	8	166.99	20.87
8 James Franklin	State Wellington Firebirds	93.24	61.23	2	0	4	4	164.47	41.12
9 Lance Shaw	State Auckland Aces	11.93	135.34	0	0	6	7	160.27	22.90
10 Andrew Ellis	State Canterbury Wizards	24.59	121.92	2	0	1	7	156.51	22.36
11 Mitchell McClenaghan	State Central Stags	2.21	137.23	2	0	4	8	153.44	19.18
12 Hamish Bennett	State Canterbury Wizards	3.11	130.87	2	0	1	8	144.98	18.12
13 Luke Woodcock	State Wellington Firebirds	51.74	74.19	7	0	4	8	144.93	18.12
14 Nathan McCullum	State Otago Volts	25.09	107.43	3	0	2	7	144.52	20.65
15 Neil Wagner	State Otago Volts	10.95	120.40	2	0	2	7	142.35	20.34
16 George Worker	State Central Stags	48.76	69.74	8	0	5	9	140.50	15.61
17 Bruce Martin	State Northern Knights	12.53	114.40	0	0	2	8	136.93	17.12
18 Peter Ingram	State Central Stags	113.68	0.00	4	0	5	8	130.68	16.33
19 Craig Cumming	State Otago Volts	110.66	4.51	4	2	2	7	130.17	18.60
20 Graeme Aldridge	State Northern Knights	36.12	80.47	5	0	1	7	129.59	18.51
21 Andrew McKay	State Auckland Aces	4.92	111.24	0	0	4	7	127.17	18.17
22 Matthew Harvie	State Otago Volts	13.44	96.84	0	0	2	8	120.28	15.03
23 Michael Papps	State Canterbury Wizards	105.21	0.00	5	0	1	7	118.21	16.89
24 DeWayne Bowden	State Wellington Firebirds	32.08	71.01	0	0	4	8	115.09	14.39
25 Gareth Hopkins	State Auckland Aces	61.25	0.00	37	0	5	7	110.25	15.75
26 Matthew Bell	State Wellington Firebirds	83.25	0.10	8	4	4	8	107.35	13.42
27 Todd Astle	State Canterbury Wizards	36.59	53.29	8	0	1	8	106.87	13.36
28 Leighton Burt	State Canterbury Wizards	4.93	83.25	3	0	1	7	99.17	14.17
29 Chris Nevin	State Wellington Firebirds	54.52	0.00	32	0	4	8	98.52	12.31
30 Kruger van Wyk	State Canterbury Wizards	56.06	0.00	32	1	1	8	98.06	12.26
31 Michael Parlane	State Northern Knights	80.16	0.00	5	1	2	8	96.16	12.02
32 Brad Patton	State Central Stags	68.28	9.85	5	0	4	7	94.13	13.45
33 Reece Young	State Auckland Aces	65.85	0.00	13	0	5	8	91.85	11.48
34 Graham Napier	State Wellington Firebirds	2.51	80.54	1	0	3	4	91.05	22.76
35 Richard Jones	State Auckland Aces	66.35	0.00	3	6	6	9	90.35	10.04
36 Brendon Diamanti	State Central Stags	22.24	62.21	0	0	2	3	89.45	29.82
37 Tim Southee	State Northern Knights	2.21	77.51	2	0	2	4	87.71	21.93
38 Bevan Griggs	State Central Stags	42.71	0.00	30	0	5	9	86.71	9.63
39 Brent Arnel	State Northern Knights	4.32	73.92	1	0	1	6	86.23	14.37
40 Jeetan Patel	State Wellington Firebirds	8.52	70.11	1	0	2	4	85.63	21.41


Championship Game Average 2008/09

Player	Team	Points
1 James Franklin	WGN	41.12
2 Mark Gillespie	WGN	35.44
3 Brendon Diamanti	CD	29.82
4 Kane Williamson	ND	27.67
5 Johannes Myburgh	CTY	25.76
6 Ewen Thompson	CD	25.46
7 Daryl Tuffey	AKL	24.87
8 Martin Guptill	AKL	24.83
9 Colin de Grandhomme	AKL	24.72
10 Lance Shaw	AKL	22.90



Championship Batting 2008/09

Player	Team	Points
1 Mathew Sinclair	CD	122.68
2 Peter Ingram	CD	113.68
3 Craig Cumming	OTG	110.66
4 Michael Papps	CTY	105.21
5 Kane Williamson	ND	95.94
6 Johannes Myburgh	CTY	95.14
7 James Franklin	WGN	93.24
8 Matthew Bell	WGN	83.25
9 Michael Parlane	ND	80.16
10 Colin de Grandhomme	AKL	79.65



Championship Bowling 2008/09

Player	Team	Points
1 Daryl Tuffey	AKL	148.86
2 Mitchell McClenaghan	CD	137.23
3 Tarun Nethula	AKL	135.55
4 Lance Shaw	AKL	135.34
5 Ewen Thompson	CD	132.42
6 Hamish Bennett	CTY	130.87
7 Andrew Ellis	CTY	121.92
8 Neil Wagner	OTG	120.40
9 Bruce Martin	ND	114.40
10 Andrew McKay	AKL	111.24



Championship Fielding 2008/09

Player	Team	Points
1 Gareth Hopkins	AKL	37
2 Chris Nevin	WGN	32
3 Kruger van Wyk	CTY	32
4 Bevan Griggs	CD	30
5 Peter McGlashan	ND	21
6 Joshua Brodie	WGN	19
7 Derek de Boorder	OTG	19
8 Mathew Sinclair	CD	18
9 Colin de Grandhomme	AKL	17
10 Neal Parlane	WGN	15





STATE

STATE MVP – in association with SAMSUNG

SAMSUNG

STATE Shield MVP Points 2008/09 - Top 40

Player	Team	Batting	Bowling	Fielding	Capt	Wins	Pld	Overall	Average
1 Neil Wagner	State Otago Volts	1.21	127.82	1	0	5	11	146.02	13.27
2 Graham Napier	State Wellington Firebirds	21.67	105.81	4	0	4	10	145.48	14.55
3 Ian Butler	State Otago Volts	18.86	92.70	3	0	4	10	128.56	12.86
4 Shane Bond	State Canterbury Wizards	1.81	108.07	0	0	5	10	124.88	12.49
5 Craig Cumming	State Otago Volts	71.30	11.36	9	5	5	10	111.66	11.17
6 Brendon Diamanti	State Central Stags	28.98	57.60	7	0	5	10	108.58	10.86
7 Joseph Yovich	State Northern Knights	23.77	63.45	2	0	6	9	104.21	11.58
8 Trent Boult	State Northern Knights	1.00	80.52	6	0	7	9	103.53	11.50
9 BJ Watling	State Northern Knights	71.12	0.00	13	0	8	11	103.12	9.37
10 Dimitri Mascarenhas	State Otago Volts	26.87	55.86	4	0	5	10	101.73	10.17
11 Brent Arnel	State Northern Knights	1.31	82.42	2	0	6	9	100.73	11.19
12 Mathew Sinclair	State Central Stags	74.41	0.00	5	5	5	9	98.41	10.93
13 Luke Woodcock	State Wellington Firebirds	18.07	63.06	1	0	4	10	96.12	9.61
14 Kane Williamson	State Northern Knights	47.15	20.72	6	0	8	11	92.86	8.44
15 Ryan Burson	State Canterbury Wizards	1.11	69.78	7	0	5	9	91.89	10.21
16 Nathan McCullum	State Otago Volts	23.59	43.12	8	0	5	11	90.70	8.25
17 Ewen Thompson	State Central Stags	14.75	53.07	5	0	4	9	85.83	9.54
18 James Marshall	State Northern Knights	49.96	0.00	6	8	8	11	82.96	7.54
19 Mitchell McClenaghan	State Central Stags	1.91	65.67	1	0	4	8	80.58	10.07
20 Peter McGlashan	State Northern Knights	46.31	0.00	15	0	8	11	80.31	7.30
21 George Worker	State Central Stags	34.61	30.46	2	0	4	9	80.08	8.90
22 Hamish Marshall	State Northern Knights	54.03	-0.63	6	0	8	11	78.40	7.13
23 Andrew Ellis	State Canterbury Wizards	9.44	54.21	0	0	4	9	76.65	8.52
24 Michael Parlane	State Northern Knights	51.96	0.00	6	0	8	10	75.96	7.60
25 Chris Martin	State Auckland Aces	0.00	58.31	4	0	3	10	75.31	7.53
26 Michael Papps	State Canterbury Wizards	54.78	0.00	5	0	5	10	74.78	7.48
27 Shanan Stewart	State Canterbury Wizards	59.75	0.00	0	0	5	10	74.75	7.48
28 Matthew Bell	State Wellington Firebirds	48.76	0.00	7	4	4	10	73.76	7.38
29 Bruce Martin	State Northern Knights	3.11	48.16	6	0	7	9	73.27	8.14
30 Daryl Tuffey	State Auckland Aces	0.40	60.85	1	0	3	8	73.25	9.16
31 Johannes Myburgh	State Canterbury Wizards	43.53	7.62	7	0	5	10	73.15	7.32
32 Steven Croft	State Auckland Aces	23.99	33.49	0	0	3	10	70.49	7.05
33 Iain O'Brien	State Wellington Firebirds	5.53	49.47	1	0	3	9	67.99	7.55
34 Warren McSkimming	State Otago Volts	1.91	53.07	1	0	4	7	66.97	9.57
35 Gareth Hopkins	State Auckland Aces	26.38	0.00	26	0	3	10	65.38	6.54
36 James Franklin	State Wellington Firebirds	40.73	10.16	4	0	3	7	64.89	9.27
37 Peter Ingram	State Central Stags	46.75	0.00	2	0	5	10	63.75	6.37
38 Martin Guptill	State Auckland Aces	36.71	0.00	13	0	2	9	60.71	6.75
39 Robbie Schaw	State Central Stags	4.22	41.59	2	0	4	8	59.81	7.48
40 Bradley Scott	State Northern Knights	2.31	37.67	4	0	6	9	58.98	6.55

Shield Game Average 2008/09

Player	Team	Points
1 Kyle Mills	AKL	16.61
2 Graham Napier	WGN	14.55
3 Graeme Aldridge	ND	13.83
4 Jeetan Patel	WGN	13.60
5 Neil Wagner	OTG	13.27
6 Tim Southee	ND	13.17
7 Ian Butler	OTG	12.86
8 Shane Bond	CTY	12.49
9 Carl Frauenstein	CTY	12.42
10 Joseph Yovich	ND	11.58



Shield Batting 2008/09

Player	Team	Points
1 Mathew Sinclair	CD	74.41
2 Craig Cumming	OTG	71.30
3 BJ Watling	ND	71.12
4 Shanan Stewart	CTY	59.75
5 Michael Papps	CTY	54.78
6 Hamish Marshall	ND	54.03
7 Michael Parlane	ND	51.96
8 James Marshall	ND	49.96
9 Matthew Bell	WGN	48.76
10 Kane Williamson	ND	47.15



Shield Bowling 2008/09

Player	Team	Points
1 Neil Wagner	OTG	127.82
2 Shane Bond	CTY	108.07
3 Graham Napier	WGN	105.81
4 Ian Butler	OTG	92.70
5 Brent Arnel	ND	82.42
6 Trent Boult	ND	80.52
7 Ryan Burson	CTY	69.78
8 Mitchell McClenaghan	CD	65.67
9 Joseph Yovich	ND	63.45
10 Luke Woodcock	WGN	63.06



Shield Fielding 2008/09

Player	Team	Points
1 Kruger van Wyk	CTY	27
2 Gareth Hopkins	AKL	26
3 Derek de Boorder	OTG	20
4 Bevan Griggs	CD	19
5 Peter McGlashan	ND	15
6 BJ Watling	ND	13
7 Martin Guptill	AKL	13
8 Ronnie Hira	AKL	12
9 Chris Nevin	WGN	10
10 Craig Cumming	OTG	9




STATE Twenty20 MVP Points 2008/09 - Top 40

Player	Team	Batting	Bowling	Fielding	Capt	Wins	Pld	Overall	Average
1 Joseph Yovich	State Northern Knights	9.54	78.89	2	0	0	7	97.43	13.92
2 Graham Napier	State Wellington Firebirds	4.23	72.78	5	0	4	7	93.02	13.29
3 Aaron Redmond	State Otago Volts	66.67	0.00	4	0	6	7	83.67	11.95
4 Nathan McCullum	State Otago Volts	27.58	38.00	4	3	5	6	83.58	13.93
5 Luke Woodcock	State Wellington Firebirds	11.76	53.75	1	0	4	7	77.51	11.07
6 James Franklin	State Wellington Firebirds	42.05	20.10	3	0	4	6	75.15	12.53
7 Shane Bond	State Canterbury Wizards	0.10	58.05	5	0	4	6	73.15	12.19
8 Dimitri Mascarenhas	State Otago Volts	22.38	35.00	2	0	6	7	72.38	10.34
9 Bruce Martin	State Northern Knights	4.03	58.90	0	0	0	7	69.93	9.99
10 Azhar Abbas	State Auckland Aces	0.60	53.21	0	0	5	7	65.81	9.40
11 Craig Cumming	State Otago Volts	23.17	28.30	3	3	3	3	63.47	21.16
12 Ewen Thompson	State Central Stags	18.56	35.78	1	0	1	7	63.34	9.05
13 Warren McSkimming	State Otago Volts	2.82	46.09	4	0	4	5	61.91	12.38
14 Michael Davidson	State Canterbury Wizards	0.10	49.37	1	0	4	7	61.47	8.78
15 Ian Butler	State Otago Volts	5.23	43.65	1	0	5	6	60.88	10.15
16 Andrew Ellis	State Canterbury Wizards	4.33	41.78	3	0	4	7	60.10	8.59
17 Peter McGlashan	State Northern Knights	30.21	0.00	21	0	0	6	57.21	9.53
18 Mathew Sinclair	State Central Stags	40.57	0.00	8	1	1	6	56.57	9.43
19 Michael Mason	State Central Stags	0.20	43.67	4	0	1	7	55.87	7.98
20 Chris Martin	State Auckland Aces	0.00	36.41	7	0	5	7	55.41	7.92
21 Greg Morgan	State Auckland Aces	0.91	39.30	3	0	5	7	55.21	7.89
22 Colin de Grandhomme	State Auckland Aces	18.18	21.01	4	0	5	7	55.19	7.88
23 Johannes Myburgh	State Canterbury Wizards	33.95	5.18	5	0	4	7	55.13	7.88
24 Hamish Rutherford	State Otago Volts	39.11	0.00	2	0	6	7	54.11	7.73
25 Ronnie Hira	State Auckland Aces	5.14	28.70	10	0	4	6	53.84	8.97
26 Mark Houghton	State Wellington Firebirds	0.60	33.63	1	0	4	7	46.23	6.60
27 Kruger van Wyk	State Canterbury Wizards	19.91	0.00	11	4	4	7	45.91	6.56
28 Steven Croft	State Auckland Aces	24.30	5.60	4	0	5	7	45.90	6.56
29 Stephen Fleming	State Wellington Firebirds	30.61	0.00	0	3	4	7	44.61	6.37
30 Matthew Bell	State Wellington Firebirds	27.30	0.00	5	1	4	7	44.30	6.33
31 Jamie How	State Central Stags	22.60	4.25	9	0	1	7	43.85	6.26
32 Carl Frauenstein	State Canterbury Wizards	8.74	20.11	4	0	4	7	43.84	6.26
33 Rob Nicol	State Auckland Aces	9.95	24.73	1	0	3	3	41.67	13.89
34 Chris Nevin	State Wellington Firebirds	7.76	0.00	22	0	4	7	40.76	5.82
35 Richard Jones	State Auckland Aces	20.30	0.00	2	5	5	7	39.30	5.61
36 Neil Wagner	State Otago Volts	0.00	22.10	2	0	6	7	37.10	5.30
37 Shanan Stewart	State Canterbury Wizards	22.79	0.00	2	0	4	7	35.79	5.11
38 Kieran Noema-Barnett	State Central Stags	10.75	13.73	3	0	1	7	35.48	5.07
39 Peter Ingram	State Central Stags	24.81	0.00	2	0	1	7	34.81	4.97
40 Mitchell McClenaghan	State Central Stags	0.40	24.90	2	0	1	3	31.30	10.43


Twenty20 Game Average 2008/09

Player	Team	Points
1 Craig Cumming	OTG	21.16
2 Matthew Harvie	OTG	14.50
3 Nathan McCullum	OTG	13.93
4 Joseph Yovich	ND	13.92
5 Rob Nicol	AKL	13.89
6 Graham Napier	WGN	13.29
7 James Franklin	WGN	12.53
8 Warren McSkimming	OTG	12.38
9 Shane Bond	CTY	12.19
10 Aaron Redmond	OTG	11.95




Twenty20 Batting 2008/09

Player	Team	Points
1 Aaron Redmond	OTG	66.67
2 James Franklin	WGN	42.05
3 Mathew Sinclair	CD	40.57
4 Hamish Rutherford	OTG	39.11
5 Johannes Myburgh	CTY	33.95
6 Stephen Fleming	WGN	30.61
7 Peter McGlashan	ND	30.21
8 Nathan McCullum	OTG	27.58
9 Matthew Bell	WGN	27.30
10 Peter Ingram	CD	24.81




Twenty20 Bowling 2008/09

Player	Team	Points
1 Joseph Yovich	ND	78.89
2 Graham Napier	WGN	72.78
3 Bruce Martin	ND	58.90
4 Shane Bond	CTY	58.05
5 Luke Woodcock	WGN	53.75
6 Azhar Abbas	AKL	53.21
7 Michael Davidson	CTY	49.37
8 Warren McSkimming	OTG	46.09
9 Michael Mason	CD	43.67
10 Ian Butler	OTG	43.65



Twenty20 Fielding 2008/09

Player	Team	Points
1 Chris Nevin	WGN	22
2 Peter McGlashan	ND	21
3 Derek de Boorder	OTG	14
4 Kruger van Wyk	CTY	11
5 Ronnie Hira	AKL	10
6 Jamie How	CD	9
7 Reece Young	AKL	9
8 Mathew Sinclair	CD	8
9 Marc Calkin	CD	8
10 Chris Martin	AKL	7





STATE

STATE MVP – in association with SAMSUNG

SAMSUNG

ABOUT THE MVP

Introduction

The MVP system was first introduced in 2007 in England. Unlike other rankings the system combines calculations from all domestic competitions and across all aspects of a player's game. However, the rankings can also be broken down to focus on individual competitions and specific playing roles.

The formula behind the rankings was devised by PCA members in England, who took into account their own match experiences and the relative achievements of bowlers, batsmen, wicket keepers and fielders.

Background

During 2006 the PCA in England undertook an extensive review of all player performance data in the game. They found:

- Too much focus on individual elements of the game – averages, run rates, wickets taken
- A need for more relevance to all aspects of the game
- A need to reflect a player's total contribution to the team

So they set out to devise a system that rewards players who are skilled in multiple disciplines, including fielding.

Current and former players from the domestic game and the international arena were involved every step of the way to ensure the end result truly reflected the views of the people in the thick of the action.

The Formula

The MVP is a cumulative points system that rewards players for every run scored, every wicket taken and every catch held.

In simple terms the points gained for batting, bowling, fielding, captaincy and winning add up to a player's total MVP points. Bonus points can also be scored.

Batting:

The batting points take into account runs scored, the rate scored at and the % of the team's total. Batting bonus points are achieved for:

- Reaching a century
- Achieving a benchmark run-rate (varies per tournament eg 1.5 runs per ball in the Twenty20)
- Scoring over 30% of a team's runs

Bowling:

The bowling points take into account the number of wickets taken and economy rates. Bowlers achieve higher points for getting out higher order batsmen. Bowling bonus points are achieved for:

- Achieving a benchmark economy rate (varies per tournament eg fewer than 6 runs per over in Twenty20)
- Taking 5 or more wickets in an innings
- Bowling maidens

Fielding:

The fielding points are accumulated for holding catches, effecting run-outs and stumpings. Fielding bonus points are achieved for five fielding dismissals in an innings.

Other:

All members of a winning team receive a bonus, and additional bonus points are awarded to the captain of a winning team.