

BULLETIN - Issue 12: 05 March 2009



Yovich takes honours in State Twenty20 MVP



Despite his team ending the competition winless, State Northern Knights all-rounder Joseph Yovich has taken out the State Twenty20 MVP title ahead of Graham Napier and State Otago Volts Aaron Redmond and Nathan McCullum. Yovich struggled to find his touch with the bat in a difficult few weeks for the Knights, but his form with the ball has been sensational. He took a wicket in every game, with 3 for 23 against the State Canterbury Wizards and 3 for 34 versus the State Central Stags. Yovich is thrilled to see his name at the top of the leaderboard.

“After our success in the State Shield final we were really looking forward to a good competition in the State Twenty20. Obviously it didn't turn out that way for the side, but it is great to have performed so consistently with the ball myself. Beating the likes of Napier, Redmond and Franklin to take out the MVP title feels pretty good. I just hope I can continue bowling well in the last few rounds of

the State Championship, and that the team gets a few more wins under our belts.”

Meanwhile Volts batsman Aaron Redmond finished top of the batting table for the State Twenty20 MVP, averaging 54.16 to play a crucial role in his side's overall victory in the competition.

MVP Top Five at a glance

Player	Team	Points
1 Graham Napier	WGN	329.54
2 Ewen Thompson	CD	267.02
3 Neil Wagner	OTG	257.73
4 James Franklin	WGN	257.15
5 Mathew Sinclair	CD	255.56

State Championship

Player	Team	Points
1 Ewen Thompson	CD	117.85
2 James Franklin	WGN	117.11
3 Mathew Sinclair	CD	100.58
4 Colin de Grandhomme	AKL	98.19
5 Graham Napier	WGN	91.05

State Shield

Player	Team	Points
1 Neil Wagner	OTG	146.02
2 Graham Napier	WGN	145.48
3 Ian Butler	OTG	128.56
4 Shane Bond	CTY	124.88
5 Craig Cumming	OTG	111.66

State 20/20

Player	Team	Points
1 Joseph Yovich	ND	97.43
2 Graham Napier	WGN	93.02
3 Aaron Redmond	OTG	83.67
4 Nathan McCullum	OTG	83.58
5 Luke Woodcock	WGN	77.51

MVP Overall Game Average 2008/09

Player	Team	Points
1 Lance Shaw	AKL	23.49
2 Tarun Nethula	AKL	21.31
3 Andrew McKay	AKL	19.18
4 Richard Sherlock	CD	16.30
5 James Franklin	WGN	16.07
6 Graham Napier	WGN	15.69
7 Jacob Oram	CD	14.92
8 Brad Patton	CD	14.71
9 Mark Gillespie	WGN	14.46
10 Craig Cumming	OTG	14.43



MVP Overall Batting 2008/09

Player	Team	Points
1 Mathew Sinclair	CD	187.73
2 Craig Cumming	OTG	152.09
3 James Franklin	WGN	146.67
4 Peter Ingram	CD	127.50
5 Matthew Bell	WGN	123.74
6 BJ Watling	ND	116.90
7 Shanan Stewart	CTY	105.03
8 Aaron Redmond	OTG	103.62
9 Johannes Myburgh	CTY	99.05
10 Peter McGlashan	ND	95.48



MVP Overall Bowling 2008/09

Player	Team	Points
1 Graham Napier	WGN	259.13
2 Neil Wagner	OTG	219.42
3 Ewen Thompson	CD	190.68
4 Ian Butler	OTG	173.03
5 Shane Bond	CTY	166.12
6 Bruce Martin	ND	161.43
7 Mitchell McClenaghan	CD	150.99
8 Joseph Yovich	ND	150.78
9 Luke Woodcock	WGN	148.23
10 Andrew Ellis	CTY	147.86



MVP Overall Fielding 2008/09

Player	Team	Points
1 Derek de Boorder	OTG	53
2 Peter McGlashan	ND	48
3 Kruger van Wyk	CTY	48
4 Chris Nevin	WGN	47
5 Gareth Hopkins	AKL	44
6 Bevan Griggs	CD	35
7 BJ Watling	ND	28
8 Mathew Sinclair	CD	23
9 Johannes Myburgh	CTY	23
10 Ronnie Hira	AKL	22



**STATE**

STATE MVP – in association with SAMSUNG

SAMSUNG

MOST VALUABLE PLAYER

Overall MVP Points 2008/09 - Top 40

	Player	Team	Batting	Bowling	Fielding	Capt	Wins	Pld	Overall	Average
1	Graham Napier	State Wellington Firebirds	28.41	259.13	10	0	11	21	329.54	15.69
2	Ewen Thompson	State Central Stags	41.33	190.68	7	0	8	20	267.02	13.35
3	Neil Wagner	State Otago Volts	3.31	219.42	3	0	11	21	257.73	12.27
4	James Franklin	State Wellington Firebirds	146.67	76.48	8	0	10	16	257.15	16.07
5	Mathew Sinclair	State Central Stags	187.73	7.83	23	9	9	19	255.56	13.45
6	Nathan McCullum	State Otago Volts	69.44	134.67	12	3	10	21	250.10	11.91
7	Luke Woodcock	State Wellington Firebirds	62.09	148.23	6	0	11	21	248.32	11.82
8	Craig Cumming	State Otago Volts	152.09	45.17	15	8	8	17	245.26	14.43
9	Ian Butler	State Otago Volts	34.22	173.03	8	0	9	20	244.25	12.21
10	Joseph Yovich	State Northern Knights	41.43	150.78	5	0	6	17	220.22	12.95
11	Andrew Ellis	State Canterbury Wizards	31.95	147.86	4	0	8	19	210.81	11.10
12	Bruce Martin	State Northern Knights	10.65	161.43	6	0	7	20	205.08	10.25
13	Shane Bond	State Canterbury Wizards	1.91	166.12	5	0	9	16	198.03	12.38
14	Johannes Myburgh	State Canterbury Wizards	99.05	38.79	23	0	9	20	189.84	9.49
15	Colin de Grandhomme	State Auckland Aces	46.56	103.86	12	0	8	17	187.41	11.02
16	Matthew Bell	State Wellington Firebirds	123.74	0.10	18	8	11	21	181.84	8.66
17	Mitchell McClenaghan	State Central Stags	3.61	150.99	4	0	8	15	181.60	12.11
18	George Worker	State Central Stags	55.50	88.48	11	0	7	17	178.98	10.53
19	BJ Watling	State Northern Knights	116.90	-0.43	28	0	8	21	173.47	8.26
20	Kane Williamson	State Northern Knights	84.30	48.39	13	0	8	19	172.69	9.09
21	Peter McGlashan	State Northern Knights	95.48	0.00	48	0	8	21	172.48	8.21
22	Brent Arnel	State Northern Knights	5.22	135.73	3	0	6	19	168.95	8.89
23	Peter Ingram	State Central Stags	127.50	0.00	8	0	9	21	165.50	7.88
24	Dimitri Mascarenhas	State Otago Volts	48.24	85.46	5	0	10	16	164.71	10.29
25	Trent Boult	State Northern Knights	5.12	128.61	9	0	7	14	163.73	11.69
26	Steven Croft	State Auckland Aces	71.47	51.23	9	0	9	21	161.70	7.70
27	Graeme Aldridge	State Northern Knights	37.04	80.54	9	0	4	13	143.58	11.04
28	Chris Martin	State Auckland Aces	0.00	105.29	11	0	8	18	142.29	7.90
29	James Marshall	State Northern Knights	95.10	-0.83	12	8	8	18	140.27	7.79
30	Warren McSkimming	State Otago Volts	7.93	105.35	5	0	8	13	139.28	10.71
31	Shanan Stewart	State Canterbury Wizards	105.03	0.00	4	0	9	21	139.03	6.62
32	Aaron Redmond	State Otago Volts	103.62	-0.31	8	0	9	16	136.31	8.52
33	Kruger van Wyk	State Canterbury Wizards	46.13	0.00	48	9	9	21	133.13	6.34
34	Michael Papps	State Canterbury Wizards	94.65	0.00	8	0	9	20	131.65	6.58
35	Michael Parlane	State Northern Knights	94.43	0.00	8	0	8	21	131.43	6.26
36	Brendon Diamanti	State Central Stags	30.29	74.54	7	0	5	12	128.83	10.74
37	Michael Davidson	State Canterbury Wizards	3.52	102.53	3	0	4	12	125.05	10.42
38	Chris Nevin	State Wellington Firebirds	44.87	0.00	47	0	10	20	121.87	6.09
39	Reece Young	State Auckland Aces	77.14	0.00	16	0	8	19	120.14	6.32
40	Derek de Boorder	State Otago Volts	33.22	0.00	53	0	11	22	119.22	5.42



STATE

STATE MVP – in association with SAMSUNG


SAMSUNG

STATE Championship MVP Points 2008/09 - Top 40

Player	Team	Batting	Bowling	Fielding	Capt	Wins	Pld	Overall	Average
1 Ewen Thompson	State Central Stags	8.02	101.83	1	0	3	4	117.85	29.46
2 James Franklin	State Wellington Firebirds	63.89	46.22	1	0	3	3	117.11	39.04
3 Mathew Sinclair	State Central Stags	72.75	7.83	10	3	3	4	100.58	25.15
4 Colin de Grandhomme	State Auckland Aces	18.75	68.44	6	0	1	4	98.19	24.55
5 Graham Napier	State Wellington Firebirds	2.51	80.54	1	0	3	4	91.05	22.76
6 George Worker	State Central Stags	18.76	50.19	6	0	3	4	81.96	20.49
7 Andrew McKay	State Auckland Aces	3.82	67.89	0	0	1	4	76.71	19.18
8 Nathan McCullum	State Otago Volts	18.27	53.55	0	0	0	4	75.82	18.95
9 Luke Woodcock	State Wellington Firebirds	32.26	31.43	4	0	3	4	74.69	18.67
10 Neil Wagner	State Otago Volts	2.11	69.50	0	0	0	3	74.61	24.87
11 Andrew Ellis	State Canterbury Wizards	18.18	51.88	1	0	0	3	74.06	24.69
12 Brad Patton	State Central Stags	57.44	4.83	2	0	3	4	71.27	17.82
13 Hamish Bennett	State Canterbury Wizards	1.61	63.94	1	0	0	4	70.54	17.64
14 Craig Cumming	State Otago Volts	57.62	5.51	3	0	0	4	70.13	17.53
15 Mitchell McClenaghan	State Central Stags	1.30	60.42	1	0	3	4	69.72	17.43
16 Peter Ingram	State Central Stags	55.94	0.00	4	0	3	4	66.94	16.74
17 Kane Williamson	State Northern Knights	31.40	25.92	3	0	0	4	64.33	16.08
18 Matthew Bell	State Wellington Firebirds	47.68	0.10	6	3	3	4	63.78	15.94
19 Graeme Aldridge	State Northern Knights	28.09	27.51	3	0	0	4	62.60	15.65
20 Michael Davidson	State Canterbury Wizards	3.41	53.76	1	0	0	4	62.17	15.54
21 Bruce Martin	State Northern Knights	3.51	54.37	0	0	0	4	61.88	15.47
22 Johannes Myburgh	State Canterbury Wizards	21.58	25.98	11	0	0	3	61.56	20.52
23 Brent Arnel	State Northern Knights	3.92	51.84	1	0	0	4	60.76	15.19
24 Tim McIntosh	State Auckland Aces	50.99	0.00	5	0	1	3	59.99	20.00
25 Trent Boutil	State Northern Knights	3.81	49.66	2	0	0	3	58.47	19.49
26 Matthew Harvie	State Otago Volts	2.41	48.62	0	0	0	4	55.03	13.76
27 Ian Butler	State Otago Volts	10.13	36.68	4	0	0	4	54.81	13.70
28 Todd Astle	State Canterbury Wizards	31.77	15.40	3	0	0	4	54.17	13.54
29 Neil Broom	State Otago Volts	46.32	-0.71	4	0	0	4	53.61	13.40
30 Brandon Hiji	State Canterbury Wizards	5.32	42.80	0	0	0	3	51.12	17.04
31 Bevan Griggs	State Central Stags	26.35	0.00	16	0	3	4	49.35	12.34
32 Jacob Oram	State Central Stags	5.81	38.93	0	0	2	2	48.74	24.37
33 Leighton Burtt	State Canterbury Wizards	3.62	40.49	1	0	0	3	48.11	16.04
34 Lance Shaw	State Auckland Aces	4.32	39.65	0	0	1	2	46.97	23.49
35 Steven Croft	State Auckland Aces	23.18	12.13	5	0	1	4	45.31	11.33
36 Derek de Boorder	State Otago Volts	21.57	0.00	19	0	0	4	44.57	11.14
37 Reece Young	State Auckland Aces	32.49	0.00	6	0	1	4	43.49	10.87
38 Shaun Haig	State Otago Volts	38.89	0.00	0	0	0	4	42.89	10.72
39 Tarun Nethula	State Auckland Aces	2.10	37.51	1	0	0	2	42.62	21.31
40 James Marshall	State Northern Knights	34.11	-0.83	4	0	0	4	41.27	10.32


Championship Game Average 2008/09

Player	Team	Points
1 James Franklin	WGN	39.04
2 Mark Gillespie	WGN	35.44
3 Ewen Thompson	CD	29.46
4 Mathew Sinclair	CD	25.15
5 Neil Wagner	OTG	24.87
6 Martin Guptill	AKL	24.83
7 Andrew Ellis	CTY	24.69
8 Colin de Grandhomme	AKL	24.55
9 Jacob Oram	CD	24.37
10 Lance Shaw	AKL	23.49




Championship Batting 2008/09

Player	Team	Points
1 Mathew Sinclair	CD	72.75
2 James Franklin	WGN	63.89
3 Craig Cumming	OTG	57.62
4 Brad Patton	CD	57.44
5 Peter Ingram	CD	55.94
6 Tim McIntosh	AKL	50.99
7 Matthew Bell	WGN	47.68
8 Neil Broom	OTG	46.32
9 Shaun Haig	OTG	38.89
10 James Marshall	ND	34.11




Championship Bowling 2008/09

Player	Team	Points
1 Ewen Thompson	CD	101.83
2 Graham Napier	WGN	80.54
3 Neil Wagner	OTG	69.50
4 Colin de Grandhomme	AKL	68.44
5 Andrew McKay	AKL	67.89
6 Hamish Bennett	CTY	63.94
7 Mitchell McClenaghan	CD	60.42
8 Bruce Martin	ND	54.37
9 Michael Davidson	CTY	53.76
10 Nathan McCullum	OTG	53.55



Championship Fielding 2008/09

Player	Team	Points
1 Derek de Boorder	OTG	19
2 Bevan Griggs	CD	16
3 Chris Nevin	WGN	15
4 Peter McGlashan	ND	12
5 Johannes Myburgh	CTY	11
6 Gareth Hopkins	AKL	11
7 Mathew Sinclair	CD	10
8 Kruger van Wyk	CTY	10
9 Neal Parlane	WGN	10
10 BJ Watling	ND	8





STATE

STATE MVP – in association with SAMSUNG

SAMSUNG

MOST VALUABLE PLAYER

STATE Shield MVP Points 2008/09 - Top 40

Player	Team	Batting	Bowling	Fielding	Capt	Wins	Pld	Overall	Average
1 Neil Wagner	State Otago Volts	1.21	127.82	1	0	5	11	146.02	13.27
2 Graham Napier	State Wellington Firebirds	21.67	105.81	4	0	4	10	145.48	14.55
3 Ian Butler	State Otago Volts	18.86	92.70	3	0	4	10	128.56	12.86
4 Shane Bond	State Canterbury Wizards	1.81	108.07	0	0	5	10	124.88	12.49
5 Craig Cumming	State Otago Volts	71.30	11.36	9	5	5	10	111.66	11.17
6 Brendon Diamanti	State Central Stags	28.98	57.60	7	0	5	10	108.58	10.86
7 Joseph Yovich	State Northern Knights	23.77	63.45	2	0	6	9	104.21	11.58
8 Trent Boult	State Northern Knights	1.00	80.52	6	0	7	9	103.53	11.50
9 BJ Watling	State Northern Knights	71.12	0.00	13	0	8	11	103.12	9.37
10 Dimitri Mascarenhas	State Otago Volts	26.87	55.86	4	0	5	10	101.73	10.17
11 Brent Arnel	State Northern Knights	1.31	82.42	2	0	6	9	100.73	11.19
12 Mathew Sinclair	State Central Stags	74.41	0.00	5	5	5	9	98.41	10.93
13 Luke Woodcock	State Wellington Firebirds	18.07	63.06	1	0	4	10	96.12	9.61
14 Kane Williamson	State Northern Knights	47.15	20.72	6	0	8	11	92.86	8.44
15 Ryan Burson	State Canterbury Wizards	1.11	69.78	7	0	5	9	91.89	10.21
16 Nathan McCullum	State Otago Volts	23.59	43.12	8	0	5	11	90.70	8.25
17 Ewen Thompson	State Central Stags	14.75	53.07	5	0	4	9	85.83	9.54
18 James Marshall	State Northern Knights	49.96	0.00	6	8	8	11	82.96	7.54
19 Mitchell McClenaghan	State Central Stags	1.91	65.67	1	0	4	8	80.58	10.07
20 Peter McGlashan	State Northern Knights	46.31	0.00	15	0	8	11	80.31	7.30
21 George Worker	State Central Stags	34.61	30.46	2	0	4	9	80.08	8.90
22 Hamish Marshall	State Northern Knights	54.03	-0.63	6	0	8	11	78.40	7.13
23 Andrew Ellis	State Canterbury Wizards	9.44	54.21	0	0	4	9	76.65	8.52
24 Michael Parlane	State Northern Knights	51.96	0.00	6	0	8	10	75.96	7.60
25 Chris Martin	State Auckland Aces	0.00	58.31	4	0	3	10	75.31	7.53
26 Michael Papps	State Canterbury Wizards	54.78	0.00	5	0	5	10	74.78	7.48
27 Shanan Stewart	State Canterbury Wizards	59.75	0.00	0	0	5	10	74.75	7.48
28 Matthew Bell	State Wellington Firebirds	48.76	0.00	7	4	4	10	73.76	7.38
29 Bruce Martin	State Northern Knights	3.11	48.16	6	0	7	9	73.27	8.14
30 Daryl Tuffey	State Auckland Aces	0.40	60.85	1	0	3	8	73.25	9.16
31 Johannes Myburgh	State Canterbury Wizards	43.53	7.62	7	0	5	10	73.15	7.32
32 Steven Croft	State Auckland Aces	23.99	33.49	0	0	3	10	70.49	7.05
33 Iain O'Brien	State Wellington Firebirds	5.53	49.47	1	0	3	9	67.99	7.55
34 Warren McSkimming	State Otago Volts	1.91	53.07	1	0	4	7	66.97	9.57
35 Gareth Hopkins	State Auckland Aces	26.38	0.00	26	0	3	10	65.38	6.54
36 James Franklin	State Wellington Firebirds	40.73	10.16	4	0	3	7	64.89	9.27
37 Peter Ingram	State Central Stags	46.75	0.00	2	0	5	10	63.75	6.37
38 Martin Guptill	State Auckland Aces	36.71	0.00	13	0	2	9	60.71	6.75
39 Robbie Schaw	State Central Stags	4.22	41.59	2	0	4	8	59.81	7.48
40 Bradley Scott	State Northern Knights	2.31	37.67	4	0	6	9	58.98	6.55

Shield Game Average 2008/09

Player	Team	Points
1 Kyle Mills	AKL	16.61
2 Graham Napier	WGN	14.55
3 Graeme Aldridge	ND	13.83
4 Jeetan Patel	WGN	13.60
5 Neil Wagner	OTG	13.27
6 Tim Southee	ND	13.17
7 Ian Butler	OTG	12.86
8 Shane Bond	CTY	12.49
9 Carl Frauenstein	CTY	12.42
10 Joseph Yovich	ND	11.58



Shield Batting 2008/09

Player	Team	Points
1 Mathew Sinclair	CD	74.41
2 Craig Cumming	OTG	71.30
3 BJ Watling	ND	71.12
4 Shanan Stewart	CTY	59.75
5 Michael Papps	CTY	54.78
6 Hamish Marshall	ND	54.03
7 Michael Parlane	ND	51.96
8 James Marshall	ND	49.96
9 Matthew Bell	WGN	48.76
10 Kane Williamson	ND	47.15



Shield Bowling 2008/09

Player	Team	Points
1 Neil Wagner	OTG	127.82
2 Shane Bond	CTY	108.07
3 Graham Napier	WGN	105.81
4 Ian Butler	OTG	92.70
5 Brent Arnel	ND	82.42
6 Trent Boult	ND	80.52
7 Ryan Burson	CTY	69.78
8 Mitchell McClenaghan	CD	65.67
9 Joseph Yovich	ND	63.45
10 Luke Woodcock	WGN	63.06



Shield Fielding 2008/09

Player	Team	Points
1 Kruger van Wyk	CTY	27
2 Gareth Hopkins	AKL	26
3 Derek de Boorder	OTG	20
4 Bevan Griggs	CD	19
5 Peter McGlashan	ND	15
6 BJ Watling	ND	13
7 Martin Guptill	AKL	13
8 Ronnie Hira	AKL	12
9 Chris Nevin	WGN	10
10 Craig Cumming	OTG	9





STATE

STATE MVP – in association with SAMSUNG


SAMSUNG

STATE Twenty20 MVP Points 2008/09 - Top 40

Player	Team	Batting	Bowling	Fielding	Capt	Wins	Pld	Overall	Average
1 Joseph Yovich	State Northern Knights	9.54	78.89	2	0	0	7	97.43	13.92
2 Graham Napier	State Wellington Firebirds	4.23	72.78	5	0	4	7	93.02	13.29
3 Aaron Redmond	State Otago Volts	66.67	0.00	4	0	6	7	83.67	11.95
4 Nathan McCullum	State Otago Volts	27.58	38.00	4	3	5	6	83.58	13.93
5 Luke Woodcock	State Wellington Firebirds	11.76	53.75	1	0	4	7	77.51	11.07
6 James Franklin	State Wellington Firebirds	42.05	20.10	3	0	4	6	75.15	12.53
7 Shane Bond	State Canterbury Wizards	0.10	58.05	5	0	4	6	73.15	12.19
8 Bruce Martin	State Northern Knights	4.03	58.90	0	0	0	7	69.93	9.99
9 Azhar Abbas	State Auckland Aces	0.60	53.21	0	0	5	7	65.81	9.40
10 Craig Cumming	State Otago Volts	23.17	28.30	3	3	3	3	63.47	21.16
11 Ewen Thompson	State Central Stags	18.56	35.78	1	0	1	7	63.34	9.05
12 Dimitri Mascarenhas	State Otago Volts	21.38	29.60	1	0	5	6	62.98	10.50
13 Warren McSkimming	State Otago Volts	2.82	46.09	4	0	4	5	61.91	12.38
14 Michael Davidson	State Canterbury Wizards	0.10	49.37	1	0	4	7	61.47	8.78
15 Ian Butler	State Otago Volts	5.23	43.65	1	0	5	6	60.88	10.15
16 Andrew Ellis	State Canterbury Wizards	4.33	41.78	3	0	4	7	60.10	8.59
17 Peter McGlashan	State Northern Knights	30.21	0.00	21	0	0	6	57.21	9.53
18 Mathew Sinclair	State Central Stags	40.57	0.00	8	1	1	6	56.57	9.43
19 Michael Mason	State Central Stags	0.20	43.67	4	0	1	7	55.87	7.98
20 Chris Martin	State Auckland Aces	0.00	36.41	7	0	5	7	55.41	7.92
21 Greg Morgan	State Auckland Aces	0.91	39.30	3	0	5	7	55.21	7.89
22 Colin de Grandhomme	State Auckland Aces	18.18	21.01	4	0	5	7	55.19	7.88
23 Johannes Myburgh	State Canterbury Wizards	33.95	5.18	5	0	4	7	55.13	7.88
24 Hamish Rutherford	State Otago Volts	39.11	0.00	2	0	6	7	54.11	7.73
25 Ronnie Hira	State Auckland Aces	5.14	28.70	10	0	4	6	53.84	8.97
26 Mark Houghton	State Wellington Firebirds	0.60	33.63	1	0	4	7	46.23	6.60
27 Kruger van Wyk	State Canterbury Wizards	19.91	0.00	11	4	4	7	45.91	6.56
28 Steven Croft	State Auckland Aces	24.30	5.60	4	0	5	7	45.90	6.56
29 Stephen Fleming	State Wellington Firebirds	30.61	0.00	0	3	4	7	44.61	6.37
30 Matthew Bell	State Wellington Firebirds	27.30	0.00	5	1	4	7	44.30	6.33
31 Jamie How	State Central Stags	22.60	4.25	9	0	1	7	43.85	6.26
32 Carl Frauenstein	State Canterbury Wizards	8.74	20.11	4	0	4	7	43.84	6.26
33 Rob Nicol	State Auckland Aces	9.95	24.73	1	0	3	3	41.67	13.89
34 Chris Nevin	State Wellington Firebirds	7.76	0.00	22	0	4	7	40.76	5.82
35 Richard Jones	State Auckland Aces	20.30	0.00	2	5	5	7	39.30	5.61
36 Neil Wagner	State Otago Volts	0.00	22.10	2	0	6	7	37.10	5.30
37 Shanan Stewart	State Canterbury Wizards	22.79	0.00	2	0	4	7	35.79	5.11
38 Kieran Noema-Barnett	State Central Stags	10.75	13.73	3	0	1	7	35.48	5.07
39 Peter Ingram	State Central Stags	24.81	0.00	2	0	1	7	34.81	4.97
40 Mitchell McClenaghan	State Central Stags	0.40	24.90	2	0	1	3	31.30	10.43


Twenty20 Game Average 2008/09

Player	Team	Points
1 Craig Cumming	OTG	21.16
2 Matthew Harvie	OTG	14.50
3 Nathan McCullum	OTG	13.93
4 Joseph Yovich	ND	13.92
5 Rob Nicol	AKL	13.89
6 Graham Napier	WGN	13.29
7 James Franklin	WGN	12.53
8 Warren McSkimming	OTG	12.38
9 Shane Bond	CTY	12.19
10 Aaron Redmond	OTG	11.95




Twenty20 Batting 2008/09

Player	Team	Points
1 Aaron Redmond	OTG	66.67
2 James Franklin	WGN	42.05
3 Mathew Sinclair	CD	40.57
4 Hamish Rutherford	OTG	39.11
5 Johannes Myburgh	CTY	33.95
6 Stephen Fleming	WGN	30.61
7 Peter McGlashan	ND	30.21
8 Nathan McCullum	OTG	27.58
9 Matthew Bell	WGN	27.30
10 Peter Ingram	CD	24.81



Twenty20 Bowling 2008/09

Player	Team	Points
1 Joseph Yovich	ND	78.89
2 Graham Napier	WGN	72.78
3 Bruce Martin	ND	58.90
4 Shane Bond	CTY	58.05
5 Luke Woodcock	WGN	53.75
6 Azhar Abbas	AKL	53.21
7 Michael Davidson	CTY	49.37
8 Warren McSkimming	OTG	46.09
9 Michael Mason	CD	43.67
10 Ian Butler	OTG	43.65



Twenty20 Fielding 2008/09

Player	Team	Points
1 Chris Nevin	WGN	22
2 Peter McGlashan	ND	21
3 Derek de Boorder	OTG	14
4 Kruger van Wyk	CTY	11
5 Ronnie Hira	AKL	10
6 Jamie How	CD	9
7 Reece Young	AKL	9
8 Mathew Sinclair	CD	8
9 Marc Calkin	CD	8
10 Chris Martin	AKL	7





STATE

STATE MVP – in association with SAMSUNG

SAMSUNG

ABOUT THE MVP

Introduction

The MVP system was first introduced in 2007 in England. Unlike other rankings the system combines calculations from all domestic competitions and across all aspects of a player's game. However, the rankings can also be broken down to focus on individual competitions and specific playing roles.

The formula behind the rankings was devised by PCA members in England, who took into account their own match experiences and the relative achievements of bowlers, batsmen, wicket keepers and fielders.

Background

During 2006 the PCA in England undertook an extensive review of all player performance data in the game. They found:

- Too much focus on individual elements of the game – averages, run rates, wickets taken
- A need for more relevance to all aspects of the game
- A need to reflect a player's total contribution to the team

So they set out to devise a system that rewards players who are skilled in multiple disciplines, including fielding.

Current and former players from the domestic game and the international arena were involved every step of the way to ensure the end result truly reflected the views of the people in the thick of the action.

The Formula

The MVP is a cumulative points system that rewards players for every run scored, every wicket taken and every catch held.

In simple terms the points gained for batting, bowling, fielding, captaincy and winning add up to a player's total MVP points. Bonus points can also be scored.

Batting:

The batting points take into account runs scored, the rate scored at and the % of the team's total. Batting bonus points are achieved for:

- Reaching a century
- Achieving a benchmark run-rate (varies per tournament eg 1.5 runs per ball in the Twenty20)
- Scoring over 30% of a team's runs

Bowling:

The bowling points take into account the number of wickets taken and economy rates. Bowlers achieve higher points for getting out higher order batsmen. Bowling bonus points are achieved for:

- Achieving a benchmark economy rate (varies per tournament eg fewer than 6 runs per over in Twenty20)
- Taking 5 or more wickets in an innings
- Bowling maidens

Fielding:

The fielding points are accumulated for holding catches, effecting run-outs and stumpings. Fielding bonus points are achieved for five fielding dismissals in an innings.

Other:

All members of a winning team receive a bonus, and additional bonus points are awarded to the captain of a winning team.