


BULLETIN - Issue 11: 16 February 2009



## MVP Top Five at a glance

Player	Team	Points
1 Graham Napier	WGN	304.73
2 Ewen Thompson	CD	258.50
3 Neil Wagner	OTG	249.20
4 Luke Woodcock	WGN	237.07
5 Mathew Sinclair	CD	236.20

## State Championship

Player	Team	Points
1 Ewen Thompson	CD	117.85
2 James Franklin	WGN	117.11
3 Mathew Sinclair	CD	100.58
4 Colin de Grandhomme	AKL	98.19
5 Graham Napier	WGN	91.05

## State Shield

Player	Team	Points
1 Neil Wagner	OTG	146.02
2 Graham Napier	WGN	145.48
3 Ian Butler	OTG	128.56
4 Shane Bond	CTY	124.88
5 Craig Cumming	OTG	111.66

## State 20/20

Player	Team	Points
1 Joseph Yovich	ND	76.83
2 Graham Napier	WGN	68.21
3 Luke Woodcock	WGN	66.26
4 Warren McSkimming	OTG	61.91
5 Dimitri Mascarenhas	OTG	61.68

## Napier fires with the ball in State Twenty20



Three successful performances with the ball in the State Twenty20 have cemented Graham Napier's place at the top of the overall State MVP table. The English all rounder took 3 for 31 against the State Otago Volts, 2 for 25 in the victory over the State Northern Knights, and an outstanding 3 for 29 versus the State Auckland Aces. Whilst yet to fulfil his promise with the bat in the Twenty20 competition so far this season, Napier is satisfied with his overall performance and thrilled to be at top of the overall MVP ladder,

"Over the course of the season my form with the ball has been really consistent and I am really pleased with my returns at the bowling crease. All I need to do now is find my form with the bat to extend my lead and then hopefully take out the State MVP at the end of the summer," he says.

Meanwhile, the leaders of the State Twenty20 competition, the State Otago Volts, have four players in the MVP top ten.

These include recent additions to the BLACKCAPS in the

shorter form of the game, Nathan McCullum and Ian Butler. McCullum has smashed 14 sixes in his four Twenty20 games this season, and has been instrumental in the success of his team.

## MVP Overall Game Average 2008/09

Player	Team	Points
1 Jacob Oram	CD	24.37
2 Lance Shaw	AKL	23.49
3 Tarun Nethula	AKL	21.31
4 Andrew McKay	AKL	19.18
5 James Franklin	WGN	16.51
6 Richard Sherlock	CD	16.30
7 Graham Napier	WGN	16.04
8 Brad Patton	CD	14.71
9 Mark Gillespie	WGN	14.46
10 Ewen Thompson	CD	14.36



## MVP Overall Batting 2008/09

Player	Team	Points
1 Mathew Sinclair	CD	172.36
2 James Franklin	WGN	143.04
3 Craig Cumming	OTG	130.03
4 Peter Ingram	CD	124.88
5 Matthew Bell	WGN	121.52
6 BJ Watling	ND	115.99
7 Shanan Stewart	CTY	100.91
8 James Marshall	ND	95.10
9 Michael Parlane	ND	92.62
10 Michael Papps	CTY	90.63



## MVP Overall Bowling 2008/09

Player	Team	Points
1 Graham Napier	WGN	240.25
2 Neil Wagner	OTG	214.89
3 Ewen Thompson	CD	187.48
4 Shane Bond	CTY	157.87
5 Ian Butler	OTG	154.36
6 Mitchell McClenaghan	CD	150.99
7 Bruce Martin	ND	144.68
8 Luke Woodcock	WGN	140.28
9 Andrew Ellis	CTY	138.16
10 Brent Arnel	ND	136.33



## MVP Overall Fielding 2008/09

Player	Team	Points
1 Derek de Boorder	OTG	52
2 Gareth Hopkins	AKL	44
3 Peter McGlashan	ND	42
4 Kruger van Wyk	CTY	41
5 Chris Nevin	WGN	37
6 Bevan Griggs	CD	35
7 BJ Watling	ND	24
8 Ronnie Hira	AKL	22
9 Mathew Sinclair	CD	21
10 Johannes Myburgh	CTY	20





STATE

STATE MVP – in association with SAMSUNG

SAMSUNG

MOST VALUABLE PLAYER

**Overall MVP Points 2008/09 - Top 40**

Player	Team	Batting	Bowling	Fielding	Capt	Wins	Pld	Overall	Average
1 Graham Napier	State Wellington Firebirds	25.48	240.25	10	0	10	19	304.73	16.04
2 Ewen Thompson	State Central Stags	39.02	187.48	6	0	8	18	258.50	14.36
3 Neil Wagner	State Otago Volts	3.31	214.89	3	0	9	19	249.20	13.12
4 Luke Woodcock	State Wellington Firebirds	61.78	140.28	6	0	10	19	237.07	12.48
5 Mathew Sinclair	State Central Stags	172.36	7.83	21	9	9	17	236.20	13.89
6 James Franklin	State Wellington Firebirds	143.04	60.05	5	0	9	14	231.09	16.51
7 Nathan McCullum	State Otago Volts	68.83	116.67	10	3	8	19	225.50	11.87
8 Ian Butler	State Otago Volts	32.41	154.36	8	0	7	18	219.77	12.21
9 Craig Cumming	State Otago Volts	130.03	36.07	13	6	6	15	206.10	13.74
10 Joseph Yovich	State Northern Knights	39.42	136.19	3	0	6	15	199.61	13.31
11 Andrew Ellis	State Canterbury Wizards	29.53	138.16	3	0	7	17	194.69	11.45
12 Shane Bond	State Canterbury Wizards	1.91	157.87	4	0	8	14	185.78	13.27
13 Bruce Martin	State Northern Knights	8.14	144.68	6	0	7	18	183.82	10.21
14 Mitchell McClenaghan	State Central Stags	3.61	150.99	4	0	8	15	181.60	12.11
15 George Worker	State Central Stags	55.50	88.48	11	0	7	17	178.98	10.53
16 Colin de Grandhomme	State Auckland Aces	46.56	98.56	10	0	7	15	177.11	11.81
17 Matthew Bell	State Wellington Firebirds	121.52	0.10	17	8	10	19	175.62	9.24
18 Johannes Myburgh	State Canterbury Wizards	88.40	40.69	20	0	8	18	175.09	9.73
19 Kane Williamson	State Northern Knights	82.88	49.09	12	0	8	18	169.97	9.44
20 Brent Arnel	State Northern Knights	5.22	136.33	3	0	6	18	168.55	9.36
21 BJ Watling	State Northern Knights	115.99	-0.43	24	0	8	19	166.56	8.77
22 Dimitri Mascarenhas	State Otago Volts	47.84	86.56	5	0	9	15	163.40	10.89
23 Trent Boult	State Northern Knights	4.82	130.18	8	0	7	12	162.00	13.50
24 Peter Ingram	State Central Stags	124.88	0.00	7	0	9	19	159.88	8.41
25 Peter McGlashan	State Northern Knights	89.15	0.00	42	0	8	19	158.15	8.32
26 Steven Croft	State Auckland Aces	58.91	51.23	7	0	8	19	144.14	7.59
27 James Marshall	State Northern Knights	95.10	-0.83	12	8	8	18	140.27	7.79
28 Warren McSkimming	State Otago Volts	7.93	105.35	5	0	8	13	139.28	10.71
29 Graeme Aldridge	State Northern Knights	36.74	75.14	9	0	4	12	136.88	11.41
30 Chris Martin	State Auckland Aces	0.00	102.56	8	0	7	16	133.56	8.35
31 Shanán Stewart	State Canterbury Wizards	100.91	0.00	3	0	8	19	130.91	6.89
32 Michael Parlane	State Northern Knights	92.62	0.00	8	0	8	19	127.62	6.72
33 Michael Papps	State Canterbury Wizards	90.63	0.00	8	0	8	18	124.63	6.92
34 Kruger van Wyk	State Canterbury Wizards	39.79	0.00	41	8	8	19	115.79	6.09
35 Derek de Boorder	State Otago Volts	33.22	0.00	52	0	9	20	114.22	5.71
36 Reece Young	State Auckland Aces	77.14	0.00	11	0	7	17	112.14	6.60
37 Bevan Griggs	State Central Stags	50.54	0.00	35	0	8	17	110.54	6.50
38 Brendon Diamanti	State Central Stags	28.98	57.60	7	0	5	10	108.58	10.86
39 Chris Nevin	State Wellington Firebirds	43.35	0.00	37	0	9	18	107.35	5.96
40 Gareth Hopkins	State Auckland Aces	36.33	0.00	44	0	7	17	104.33	6.14



STATE

STATE MVP – in association with SAMSUNG


SAMSUNG

## STATE Championship MVP Points 2008/09 - Top 40

Player	Team	Batting	Bowling	Fielding	Capt	Wins	Pld	Overall	Average
1 Ewen Thompson	State Central Stags	8.02	101.83	1	0	3	4	117.85	29.46
2 James Franklin	State Wellington Firebirds	63.89	46.22	1	0	3	3	117.11	39.04
3 Mathew Sinclair	State Central Stags	72.75	7.83	10	3	3	4	100.58	25.15
4 Colin de Grandhomme	State Auckland Aces	18.75	68.44	6	0	1	4	98.19	24.55
5 Graham Napier	State Wellington Firebirds	2.51	80.54	1	0	3	4	91.05	22.76
6 George Worker	State Central Stags	18.76	50.19	6	0	3	4	81.96	20.49
7 Andrew McKay	State Auckland Aces	3.82	67.89	0	0	1	4	76.71	19.18
8 Nathan McCullum	State Otago Volts	18.27	53.55	0	0	0	4	75.82	18.95
9 Luke Woodcock	State Wellington Firebirds	32.26	31.43	4	0	3	4	74.69	18.67
10 Neil Wagner	State Otago Volts	2.11	69.50	0	0	0	3	74.61	24.87
11 Andrew Ellis	State Canterbury Wizards	18.18	51.88	1	0	0	3	74.06	24.69
12 Brad Patton	State Central Stags	57.44	4.83	2	0	3	4	71.27	17.82
13 Hamish Bennett	State Canterbury Wizards	1.61	63.94	1	0	0	4	70.54	17.64
14 Craig Cumming	State Otago Volts	57.62	5.51	3	0	0	4	70.13	17.53
15 Mitchell McClenaghan	State Central Stags	1.30	60.42	1	0	3	4	69.72	17.43
16 Peter Ingram	State Central Stags	55.94	0.00	4	0	3	4	66.94	16.74
17 Kane Williamson	State Northern Knights	31.40	25.92	3	0	0	4	64.33	16.08
18 Matthew Bell	State Wellington Firebirds	47.68	0.10	6	3	3	4	63.78	15.94
19 Graeme Aldridge	State Northern Knights	28.09	27.51	3	0	0	4	62.60	15.65
20 Michael Davidson	State Canterbury Wizards	3.41	53.76	1	0	0	4	62.17	15.54
21 Bruce Martin	State Northern Knights	3.51	54.37	0	0	0	4	61.88	15.47
22 Johannes Myburgh	State Canterbury Wizards	21.58	25.98	11	0	0	3	61.56	20.52
23 Brent Arnel	State Northern Knights	3.92	51.84	1	0	0	4	60.76	15.19
24 Tim McIntosh	State Auckland Aces	50.99	0.00	5	0	1	3	59.99	20.00
25 Trent Boulton	State Northern Knights	3.81	49.66	2	0	0	3	58.47	19.49
26 Matthew Harvie	State Otago Volts	2.41	48.62	0	0	0	4	55.03	13.76
27 Ian Butler	State Otago Volts	10.13	36.68	4	0	0	4	54.81	13.70
28 Todd Astle	State Canterbury Wizards	31.77	15.40	3	0	0	4	54.17	13.54
29 Neil Broom	State Otago Volts	46.32	-0.71	4	0	0	4	53.61	13.40
30 Brandon Hiini	State Canterbury Wizards	5.32	42.80	0	0	0	3	51.12	17.04
31 Bevan Griggs	State Central Stags	26.35	0.00	16	0	3	4	49.35	12.34
32 Jacob Oram	State Central Stags	5.81	38.93	0	0	2	2	48.74	24.37
33 Leighton Burtt	State Canterbury Wizards	3.62	40.49	1	0	0	3	48.11	16.04
34 Lance Shaw	State Auckland Aces	4.32	39.65	0	0	1	2	46.97	23.49
35 Steven Croft	State Auckland Aces	23.18	12.13	5	0	1	4	45.31	11.33
36 Derek de Boorder	State Otago Volts	21.57	0.00	19	0	0	4	44.57	11.14
37 Reece Young	State Auckland Aces	32.49	0.00	6	0	1	4	43.49	10.87
38 Shaun Haig	State Otago Volts	38.89	0.00	0	0	0	4	42.89	10.72
39 Tarun Nethula	State Auckland Aces	2.10	37.51	1	0	0	2	42.62	21.31
40 James Marshall	State Northern Knights	34.11	-0.83	4	0	0	4	41.27	10.32


## Championship Game Average 2008/09

Player	Team	Points
1 James Franklin	WGN	39.04
2 Mark Gillespie	WGN	35.44
3 Ewen Thompson	CD	29.46
4 Mathew Sinclair	CD	25.15
5 Neil Wagner	OTG	24.87
6 Martin Guptill	AKL	24.83
7 Andrew Ellis	CTY	24.69
8 Colin de Grandhomme	AKL	24.55
9 Jacob Oram	CD	24.37
10 Lance Shaw	AKL	23.49



## Championship Batting 2008/09

Player	Team	Points
1 Mathew Sinclair	CD	72.75
2 James Franklin	WGN	63.89
3 Craig Cumming	OTG	57.62
4 Brad Patton	CD	57.44
5 Peter Ingram	CD	55.94
6 Tim McIntosh	AKL	50.99
7 Matthew Bell	WGN	47.68
8 Neil Broom	OTG	46.32
9 Shaun Haig	OTG	38.89
10 James Marshall	ND	34.11




## Championship Bowling 2008/09

Player	Team	Points
1 Ewen Thompson	CD	101.83
2 Graham Napier	WGN	80.54
3 Neil Wagner	OTG	69.50
4 Colin de Grandhomme	AKL	68.44
5 Andrew McKay	AKL	67.89
6 Hamish Bennett	CTY	63.94
7 Mitchell McClenaghan	CD	60.42
8 Bruce Martin	ND	54.37
9 Michael Davidson	CTY	53.76
10 Nathan McCullum	OTG	53.55



## Championship Fielding 2008/09

Player	Team	Points
1 Derek de Boorder	OTG	19
2 Bevan Griggs	CD	16
3 Chris Nevin	WGN	15
4 Peter McGlashan	ND	12
5 Johannes Myburgh	CTY	11
6 Gareth Hopkins	AKL	11
7 Mathew Sinclair	CD	10
8 Kruger van Wyk	CTY	10
9 Neal Parlane	WGN	10
10 BJ Watling	ND	8





STATE MVP – in association with SAMSUNG



## STATE Shield MVP Points 2008/09 - Top 40

Player	Team	Batting	Bowling	Fielding	Capt	Wins	Pld	Overall	Average
1 Neil Wagner	State Otago Volts	1.21	127.82	1	0	5	11	146.02	13.27
2 Graham Napier	State Wellington Firebirds	21.67	105.81	4	0	4	10	145.48	14.55
3 Ian Butler	State Otago Volts	18.86	92.70	3	0	4	10	128.56	12.86
4 Shane Bond	State Canterbury Wizards	1.81	108.07	0	0	5	10	124.88	12.49
5 Craig Cumming	State Otago Volts	71.30	11.36	9	5	5	10	111.66	11.17
6 Brendon Diamanti	State Central Stags	28.98	57.60	7	0	5	10	108.58	10.86
7 Joseph Yovich	State Northern Knights	23.77	63.45	2	0	6	9	104.21	11.58
8 Trent Boulton	State Northern Knights	1.00	80.52	6	0	7	9	103.53	11.50
9 BJ Watling	State Northern Knights	71.12	0.00	13	0	8	11	103.12	9.37
10 Dimitri Mascarenhas	State Otago Volts	26.87	55.86	4	0	5	10	101.73	10.17
11 Brent Arnel	State Northern Knights	1.31	82.42	2	0	6	9	100.73	11.19
12 Mathew Sinclair	State Central Stags	74.41	0.00	5	5	5	9	98.41	10.93
13 Luke Woodcock	State Wellington Firebirds	18.07	63.06	1	0	4	10	96.12	9.61
14 Kane Williamson	State Northern Knights	47.15	20.72	6	0	8	11	92.86	8.44
15 Ryan Burson	State Canterbury Wizards	1.11	69.78	7	0	5	9	91.89	10.21
16 Nathan McCullum	State Otago Volts	23.59	43.12	8	0	5	11	90.70	8.25
17 Ewen Thompson	State Central Stags	14.75	53.07	5	0	4	9	85.83	9.54
18 James Marshall	State Northern Knights	49.96	0.00	6	8	8	11	82.96	7.54
19 Mitchell McClenaghan	State Central Stags	1.91	65.67	1	0	4	8	80.58	10.07
20 Peter McGlashan	State Northern Knights	46.31	0.00	15	0	8	11	80.31	7.30
21 George Worker	State Central Stags	34.61	30.46	2	0	4	9	80.08	8.90
22 Hamish Marshall	State Northern Knights	54.03	-0.63	6	0	8	11	78.40	7.13
23 Andrew Ellis	State Canterbury Wizards	9.44	54.21	0	0	4	9	76.65	8.52
24 Michael Parlane	State Northern Knights	51.96	0.00	6	0	8	10	75.96	7.60
25 Chris Martin	State Auckland Aces	0.00	58.31	4	0	3	10	75.31	7.53
26 Michael Papps	State Canterbury Wizards	54.78	0.00	5	0	5	10	74.78	7.48
27 Shanan Stewart	State Canterbury Wizards	59.75	0.00	0	0	5	10	74.75	7.48
28 Matthew Bell	State Wellington Firebirds	48.76	0.00	7	4	4	10	73.76	7.38
29 Bruce Martin	State Northern Knights	3.11	48.16	6	0	7	9	73.27	8.14
30 Daryl Tuffey	State Auckland Aces	0.40	60.85	1	0	3	8	73.25	9.16
31 Johannes Myburgh	State Canterbury Wizards	43.53	7.62	7	0	5	10	73.15	7.32
32 Steven Croft	State Auckland Aces	23.99	33.49	0	0	3	10	70.49	7.05
33 Iain O'Brien	State Wellington Firebirds	5.53	49.47	1	0	3	9	67.99	7.55
34 Warren McSkimming	State Otago Volts	1.91	53.07	1	0	4	7	66.97	9.57
35 Gareth Hopkins	State Auckland Aces	26.38	0.00	26	0	3	10	65.38	6.54
36 James Franklin	State Wellington Firebirds	40.73	10.16	4	0	3	7	64.89	9.27
37 Peter Ingram	State Central Stags	46.75	0.00	2	0	5	10	63.75	6.37
38 Martin Guptill	State Auckland Aces	36.71	0.00	13	0	2	9	60.71	6.75
39 Robbie Schaw	State Central Stags	4.22	41.59	2	0	4	8	59.81	7.48
40 Bradley Scott	State Northern Knights	2.31	37.67	4	0	6	9	58.98	6.55

## Shield Game Average 2008/09

Player	Team	Points
1 Kyle Mills	AKL	16.61
2 Graham Napier	WGN	14.55
3 Graeme Aldridge	ND	13.83
4 Jeetan Patel	WGN	13.60
5 Neil Wagner	OTG	13.27
6 Tim Southee	ND	13.17
7 Ian Butler	OTG	12.86
8 Shane Bond	CTY	12.49
9 Carl Frauenstein	CTY	12.42
10 Joseph Yovich	ND	11.58



## Shield Batting 2008/09

Player	Team	Points
1 Mathew Sinclair	CD	74.41
2 Craig Cumming	OTG	71.30
3 BJ Watling	ND	71.12
4 Shanan Stewart	CTY	59.75
5 Michael Papps	CTY	54.78
6 Hamish Marshall	ND	54.03
7 Michael Parlane	ND	51.96
8 James Marshall	ND	49.96
9 Matthew Bell	WGN	48.76
10 Kane Williamson	ND	47.15



## Shield Bowling 2008/09

Player	Team	Points
1 Neil Wagner	OTG	127.82
2 Shane Bond	CTY	108.07
3 Graham Napier	WGN	105.81
4 Ian Butler	OTG	92.70
5 Brent Arnel	ND	82.42
6 Trent Boulton	ND	80.52
7 Ryan Burson	CTY	69.78
8 Mitchell McClenaghan	CD	65.67
9 Joseph Yovich	ND	63.45
10 Luke Woodcock	WGN	63.06



## Shield Fielding 2008/09

Player	Team	Points
1 Kruger van Wyk	CTY	27
2 Gareth Hopkins	AKL	26
3 Derek de Boorder	OTG	20
4 Bevan Griggs	CD	19
5 Peter McGlashan	ND	15
6 BJ Watling	ND	13
7 Martin Guptill	AKL	13
8 Ronnie Hira	AKL	12
9 Chris Nevin	WGN	10
10 Craig Cumming	OTG	9





STATE

STATE MVP – in association with SAMSUNG

SAMSUNG

## STATE Twenty20 MVP Points 2008/09 - Top 40

Player	Team	Batting	Bowling	Fielding	Capt	Wins	Pld	Overall	Average
1 Joseph Yovich	State Northern Knights	7.53	64.30	0	0	0	5	76.83	15.37
2 Graham Napier	State Wellington Firebirds	1.31	53.90	5	0	3	5	68.21	13.64
3 Luke Woodcock	State Wellington Firebirds	11.46	45.80	1	0	3	5	66.26	13.25
4 Warren McSkimming	State Otago Volts	2.82	46.09	4	0	4	5	61.91	12.38
5 Dimitri Mascarenhas	State Otago Volts	20.98	30.70	1	0	4	5	61.68	12.34
6 Shane Bond	State Canterbury Wizards	0.10	49.80	4	0	3	4	60.90	15.23
7 Nathan McCullum	State Otago Volts	26.98	20.00	2	3	3	4	58.98	14.74
8 Ewen Thompson	State Central Stags	16.25	32.58	0	0	1	5	54.83	10.97
9 Aaron Redmond	State Otago Volts	38.51	0.00	4	0	4	5	51.51	10.30
10 James Franklin	State Wellington Firebirds	38.42	3.68	0	0	3	4	49.10	12.27
11 Bruce Martin	State Northern Knights	1.51	42.15	0	0	0	5	48.66	9.73
12 Hamish Rutherford	State Otago Volts	37.20	0.00	2	0	4	5	48.20	9.64
13 Chris Martin	State Auckland Aces	0.00	33.68	4	0	4	5	46.68	9.34
14 Azhar Abbas	State Auckland Aces	0.60	36.56	0	0	4	5	46.16	9.23
15 Ronnie Hira	State Auckland Aces	3.32	23.50	10	0	4	5	45.82	9.16
16 Colin de Grandhomme	State Auckland Aces	18.18	15.71	2	0	4	5	44.89	8.98
17 Andrew Ellis	State Canterbury Wizards	1.92	32.08	2	0	3	5	43.99	8.80
18 Peter McGlashan	State Northern Knights	23.88	0.00	15	0	0	4	42.88	10.72
19 Johannes Myburgh	State Canterbury Wizards	23.30	7.08	2	0	3	5	40.38	8.08
20 Matthew Bell	State Wellington Firebirds	25.09	0.00	4	1	3	5	38.09	7.62
21 Mathew Sinclair	State Central Stags	25.21	0.00	6	1	1	4	37.21	9.30
22 Ian Butler	State Otago Volts	3.42	24.98	1	0	3	4	36.39	9.10
23 Michael Davidson	State Canterbury Wizards	0.10	26.95	1	0	3	5	36.05	7.21
24 Jamie How	State Central Stags	18.67	-0.60	9	0	1	5	33.07	6.61
25 Richard Jones	State Auckland Aces	17.98	0.00	2	4	4	5	32.98	6.60
26 Carl Frauenstein	State Canterbury Wizards	8.14	12.84	4	0	3	5	32.97	6.59
27 Mitchell McClenaghan	State Central Stags	0.40	24.90	2	0	1	3	31.30	10.43
28 Kieran Noema-Barnett	State Central Stags	10.15	10.82	3	0	1	5	29.96	5.99
29 Peter Ingram	State Central Stags	22.19	0.00	1	0	1	5	29.19	5.84
30 Neil Wagner	State Otago Volts	0.00	17.57	2	0	4	5	28.57	5.71
31 Kruger van Wyk	State Canterbury Wizards	13.57	0.00	4	3	3	5	28.57	5.71
32 Steven Croft	State Auckland Aces	11.74	5.60	2	0	4	5	28.34	5.67
33 Shanan Stewart	State Canterbury Wizards	18.67	0.00	1	0	3	5	27.67	5.53
34 Greg Todd	State Otago Volts	17.46	0.00	1	0	4	5	27.46	5.49
35 Michael Mason	State Central Stags	0.20	18.25	2	0	1	5	26.45	5.29
36 Chris Nevin	State Wellington Firebirds	6.24	0.00	12	0	3	5	26.24	5.25
37 Luke Vivian	State Auckland Aces	15.28	0.00	1	0	4	5	25.28	5.06
38 Robbie Schaw	State Central Stags	5.03	14.04	0	0	1	5	25.07	5.01
39 Greg Morgan	State Auckland Aces	0.30	13.48	2	0	4	5	24.78	4.96
40 Craig Cumming	State Otago Volts	1.11	19.20	1	1	1	1	24.31	24.31

### Twenty20 Game Average 2008/09

Player	Team	Points
1 Craig Cumming	OTG	24.31
2 Brad Wilson	ND	19.15
3 Joseph Yovich	ND	15.37
4 Shane Bond	CTY	15.23
5 Nathan McCullum	OTG	14.74
6 Graham Napier	WGN	13.64
7 Luke Woodcock	WGN	13.25
8 Warren McSkimming	OTG	12.38
9 Dimitri Mascarenhas	OTG	12.34
10 James Franklin	WGN	12.27



### Twenty20 Batting 2008/09

Player	Team	Points
1 Aaron Redmond	OTG	38.51
2 James Franklin	WGN	38.42
3 Hamish Rutherford	OTG	37.20
4 Nathan McCullum	OTG	26.98
5 Mathew Sinclair	CD	25.21
6 Matthew Bell	WGN	25.09
7 Peter McGlashan	ND	23.88
8 Johannes Myburgh	CTY	23.30
9 Peter Ingram	CD	22.19
10 Dimitri Mascarenhas	OTG	20.98



### Twenty20 Bowling 2008/09

Player	Team	Points
1 Joseph Yovich	ND	64.30
2 Graham Napier	WGN	53.90
3 Shane Bond	CTY	49.80
4 Warren McSkimming	OTG	46.09
5 Luke Woodcock	WGN	45.80
6 Bruce Martin	ND	42.15
7 Azhar Abbas	AKL	36.56
8 Chris Martin	AKL	33.68
9 Ewen Thompson	CD	32.58
10 Andrew Ellis	CTY	32.08



### Twenty20 Fielding 2008/09

Player	Team	Points
1 Peter McGlashan	ND	15
2 Derek de Boorder	OTG	13
3 Chris Nevin	WGN	12
4 Ronnie Hira	AKL	10
5 Jamie How	CD	9
6 Gareth Hopkins	AKL	7
7 Mathew Sinclair	CD	6
8 Anaru Kitchen	AKL	6
9 Graham Napier	WGN	5
10 Marc Calkin	CD	5





STATE MVP – in association with SAMSUNG



## ABOUT THE MVP

### Introduction

The MVP system was first introduced in 2007 in England. Unlike other rankings the system combines calculations from all domestic competitions and across all aspects of a player's game. However, the rankings can also be broken down to focus on individual competitions and specific playing roles.

The formula behind the rankings was devised by PCA members in England, who took into account their own match experiences and the relative achievements of bowlers, batsmen, wicket keepers and fielders.

### Background

During 2006 the PCA in England undertook an extensive review of all player performance data in the game. They found:

- Too much focus on individual elements of the game – averages, run rates, wickets taken
- A need for more relevance to all aspects of the game
- A need to reflect a player's total contribution to the team

So they set out to devise a system that rewards players who are skilled in multiple disciplines, including fielding.

Current and former players from the domestic game and the international arena were involved every step of the way to ensure the end result truly reflected the views of the people in the thick of the action.

### The Formula

The MVP is a cumulative points system that rewards players for every run scored, every wicket taken and every catch held.

In simple terms the points gained for batting, bowling, fielding, captaincy and winning add up to a player's total MVP points. Bonus points can also be scored.

### Batting:

The batting points take into account runs scored, the rate scored at and the % of the team's total. Batting bonus points are achieved for:

- Reaching a century
- Achieving a benchmark run-rate (varies per tournament eg 1.5 runs per ball in the Twenty20)
- Scoring over 30% of a team's runs

### Bowling:

The bowling points take into account the number of wickets taken and economy rates. Bowlers achieve higher points for getting out higher order batsmen. Bowling bonus points are achieved for:

- Achieving a benchmark economy rate (varies per tournament eg fewer than 6 runs per over in Twenty20)
- Taking 5 or more wickets in an innings
- Bowling maidens

### Fielding:

The fielding points are accumulated for holding catches, effecting run-outs and stumpings. Fielding bonus points are achieved for five fielding dismissals in an innings.

### Other:

All members of a winning team receive a bonus, and additional bonus points are awarded to the captain of a winning team.