


BULLETIN - Issue 10: 04 February 2009



Wagner takes MVP honours in State Shield



Despite being on the losing side in the State Shield final, State Otago Volts bowler Neil Wagner did just enough to dislodge Graham Napier from the top of the State Shield MVP table.

Wagner delivered a dominant performance with the ball in the semi-final, taking 3 wickets for a miserly 11 runs as the Volts skittled the State Canterbury Wizards for just 86. The South African born left arm bowler was less dominant against the victorious State Northern Knights in the final, but his dismissal of dangerous opener Hamish Marshall had the Knights reeling in the early stages of their innings.

State Otago Volts CEO Ross Dykes believes Wagner's performances throughout the one day competition were vital in securing the Volts a place in the final. "He swings the ball at a brisk pace and is capable of knocking the top of any side over" says Dykes. "He has deserved his success this year and certainly been assisted by the pressure

created at the other end by Mascarenhas, McSkimming, McCullum and Butler".

An excellent innings from Knights left-hander Joseph Yovich in the State Shield final has propelled him into the top ten of the State Shield MVP table for the first time this season. Yovich scored a crucial 78 not out to set up the victory for the State Northern Knights, who beat the Volts by 49 runs to take the title in front of a home crowd.

MVP Top Five at a glance

Player	Team	Points
1 G Napier	WGN	236.52
2 N Wagner	OTG	220.63
3 E Thompson	CD	203.67
4 M Sinclair	CD	198.99
5 I Butler	OTG	183.37

State Championship

Player	Team	Points
1 E Thompson	CD	117.85
2 J Franklin	WGN	117.11
3 M Sinclair	CD	100.58
4 C de Grandhomme	AKL	98.19
5 G Napier	WGN	91.05

State Shield

Player	Team	Points
1 N Wagner	OTG	146.02
2 G Napier	WGN	145.48
3 I Butler	OTG	128.56
4 S Bond	CTY	124.88
5 C Cumming	OTG	111.66

State 20/20

This competition starts on 4/02/2009

MVP Overall Game Average 2008/09

Player	Team	Points
1 J Oram	CD	24.37
2 L Shaw	AKL	23.49
3 T Nethula	AKL	21.31
4 Andrew McKay	AKL	19.18
5 J Franklin	WGN	18.20
6 G Napier	WGN	16.89
7 R Sherlock	CD	16.30
8 Azhar Abbas	AKL	16.28
9 N Wagner	OTG	15.76
10 E Thompson	CD	15.67



MVP Overall Batting 2008/09

Player	Team	Points
1 M Sinclair	CD	147.16
2 C Cumming	OTG	128.92
3 J Franklin	WGN	104.62
4 P Ingram	CD	102.69
5 B Watling	ND	99.91
6 M Bell	WGN	96.44
7 J Marshall	ND	84.06
8 S Stewart	CTY	82.24
9 M Parlane	ND	79.05
10 K Williamson	ND	78.55



MVP Overall Bowling 2008/09

Player	Team	Points
1 N Wagner	OTG	197.32
2 G Napier	WGN	186.35
3 E Thompson	CD	154.90
4 B Arnel	ND	134.26
5 T Boulton	ND	130.18
6 I Butler	OTG	129.38
7 M McClenaghan	CD	126.09
8 S Bond	CTY	108.07
9 A Ellis	CTY	106.08
10 B Martin	ND	102.53



MVP Overall Fielding 2008/09

Player	Team	Points
1 D de Boorder	OTG	39
2 K van Wyk	CTY	37
3 G Hopkins	AKL	37
4 B Griggs	CD	35
5 P McGlashan	ND	27
6 C Nevin	WGN	25
7 B Watling	ND	21
8 J Myburgh	CTY	18
9 M Sinclair	CD	15
10 M Guptill	AKL	14





STATE

STATE MVP – in association with SAMSUNG

SAMSUNG

MOST VALUABLE PLAYER

Overall MVP Points 2008/09 - Top 40

	Player	Team	Batting	Bowling	Fielding	Capt	Wins	Pld	Overall	Average
1	G Napier	State Wellington Firebirds	24.18	186.35	5	0	7	14	236.52	16.89
2	N Wagner	State Otago Volts	3.31	197.32	1	0	5	14	220.63	15.76
3	E Thompson	State Central Stags	22.77	154.90	6	0	7	13	203.67	15.67
4	M Sinclair	State Central Stags	147.16	7.83	15	8	8	13	198.99	15.31
5	I Butler	State Otago Volts	28.99	129.38	7	0	4	14	183.37	13.10
6	J Franklin	State Wellington Firebirds	104.62	56.38	5	0	6	10	182.00	18.20
7	C Cumming	State Otago Volts	128.92	16.87	12	5	5	14	181.79	12.99
8	L Woodcock	State Wellington Firebirds	50.33	94.48	5	0	7	14	170.81	12.20
9	N McCullum	State Otago Volts	41.86	96.67	8	0	5	15	166.52	11.10
10	G Worker	State Central Stags	53.38	80.66	8	0	7	13	162.04	12.46
11	T Boulton	State Northern Knights	4.82	130.18	8	0	7	12	162.00	13.50
12	B Arnel	State Northern Knights	5.22	134.26	3	0	6	13	161.49	12.42
13	K Williamson	State Northern Knights	78.55	46.64	9	0	8	15	157.19	10.48
14	A Ellis	State Canterbury Wizards	27.62	106.08	1	0	4	12	150.70	12.56
15	M McClenaghan	State Central Stags	3.21	126.09	2	0	7	12	150.30	12.53
16	B Watling	State Northern Knights	99.91	-0.43	21	0	8	14	142.48	10.18
17	M Bell	State Wellington Firebirds	96.44	0.10	13	7	7	14	137.54	9.82
18	B Martin	State Northern Knights	6.63	102.53	6	0	7	13	135.16	10.40
19	J Myburgh	State Canterbury Wizards	65.10	33.61	18	0	5	13	134.71	10.36
20	C de Grandhomme	State Auckland Aces	28.38	82.85	8	0	3	10	132.23	13.22
21	P Ingram	State Central Stags	102.69	0.00	6	0	8	14	130.69	9.34
22	S Bond	State Canterbury Wizards	1.81	108.07	0	0	5	10	124.88	12.49
23	J Marshall	State Northern Knights	84.06	-0.83	10	8	8	15	124.23	8.28
24	J Yovich	State Northern Knights	31.89	71.89	3	0	6	10	122.79	12.28
25	G Aldridge	State Northern Knights	31.91	68.01	6	0	4	8	117.92	14.74
26	P McGlashan	State Northern Knights	65.27	0.00	27	0	8	15	115.27	7.68
27	M Parlane	State Northern Knights	79.05	0.00	8	0	8	14	109.05	7.79
28	B Diamanti	State Central Stags	28.98	57.60	7	0	5	10	108.58	10.86
29	B Griggs	State Central Stags	47.92	0.00	35	0	8	14	104.92	7.49
30	S Stewart	State Canterbury Wizards	82.24	0.00	2	0	5	14	103.24	7.37
31	D Mascarenhas	State Otago Volts	26.87	55.86	4	0	5	10	101.73	10.17
32	M Papps	State Canterbury Wizards	76.26	0.00	7	0	5	13	101.26	7.79
33	R Young	State Auckland Aces	73.82	0.00	7	0	4	14	98.82	7.06
34	D Tuffey	State Auckland Aces	0.40	82.79	2	0	3	10	98.19	9.82
35	D de Boorder	State Otago Volts	33.22	0.00	39	0	5	15	92.22	6.15
36	R Burson	State Canterbury Wizards	1.11	69.78	7	0	5	9	91.89	10.21
37	S Haig	State Otago Volts	69.60	0.00	3	0	5	14	91.60	6.54
38	T McIntosh	State Auckland Aces	75.07	0.00	5	0	3	8	91.07	11.38
39	N Broom	State Otago Volts	69.18	-0.71	7	0	3	11	89.47	8.13
40	P Fulton	State Canterbury Wizards	65.23	0.00	8	0	5	11	89.23	8.11



STATE

STATE MVP – in association with SAMSUNG

SAMSUNG

MOST VALUABLE PLAYER

STATE Championship MVP Points 2008/09 - Top 40

Player	Team	Batting	Bowling	Fielding	Capt	Wins	Pld	Overall	Average
1 E Thompson	State Central Stags	8.02	101.83	1	0	3	4	117.85	29.46
2 J Franklin	State Wellington Firebirds	63.89	46.22	1	0	3	3	117.11	39.04
3 M Sinclair	State Central Stags	72.75	7.83	10	3	3	4	100.58	25.15
4 C de Grandhomme	State Auckland Aces	18.75	68.44	6	0	1	4	98.19	24.55
5 G Napier	State Wellington Firebirds	2.51	80.54	1	0	3	4	91.05	22.76
6 G Worker	State Central Stags	18.76	50.19	6	0	3	4	81.96	20.49
7 Andrew McKay	State Auckland Aces	3.82	67.89	0	0	1	4	76.71	19.18
8 N McCullum	State Otago Volts	18.27	53.55	0	0	0	4	75.82	18.95
9 L Woodcock	State Wellington Firebirds	32.26	31.43	4	0	3	4	74.69	18.67
10 N Wagner	State Otago Volts	2.11	69.50	0	0	0	3	74.61	24.87
11 A Ellis	State Canterbury Wizards	18.18	51.88	1	0	0	3	74.06	24.69
12 B Patton	State Central Stags	57.44	4.83	2	0	3	4	71.27	17.82
13 H Bennett	State Canterbury Wizards	1.61	63.94	1	0	0	4	70.54	17.64
14 C Cumming	State Otago Volts	57.62	5.51	3	0	0	4	70.13	17.53
15 M McClenaghan	State Central Stags	1.30	60.42	1	0	3	4	69.72	17.43
16 P Ingram	State Central Stags	55.94	0.00	4	0	3	4	66.94	16.74
17 K Williamson	State Northern Knights	31.40	25.92	3	0	0	4	64.33	16.08
18 M Bell	State Wellington Firebirds	47.68	0.10	6	3	3	4	63.78	15.94
19 G Aldridge	State Northern Knights	28.09	27.51	3	0	0	4	62.60	15.65
20 M Davidson	State Canterbury Wizards	3.41	53.76	1	0	0	4	62.17	15.54
21 B Martin	State Northern Knights	3.51	54.37	0	0	0	4	61.88	15.47
22 J Myburgh	State Canterbury Wizards	21.58	25.98	11	0	0	3	61.56	20.52
23 B Arnel	State Northern Knights	3.92	51.84	1	0	0	4	60.76	15.19
24 T McIntosh	State Auckland Aces	50.99	0.00	5	0	1	3	59.99	20.00
25 T Boulton	State Northern Knights	3.81	49.66	2	0	0	3	58.47	19.49
26 M Harvie	State Otago Volts	2.41	48.62	0	0	0	4	55.03	13.76
27 I Butler	State Otago Volts	10.13	36.68	4	0	0	4	54.81	13.70
28 T Astle	State Canterbury Wizards	31.77	15.40	3	0	0	4	54.17	13.54
29 N Broom	State Otago Volts	46.32	-0.71	4	0	0	4	53.61	13.40
30 B Hiini	State Canterbury Wizards	5.32	42.80	0	0	0	3	51.12	17.04
31 B Griggs	State Central Stags	26.35	0.00	16	0	3	4	49.35	12.34
32 J Oram	State Central Stags	5.81	38.93	0	0	2	2	48.74	24.37
33 L Burtt	State Canterbury Wizards	3.62	40.49	1	0	0	3	48.11	16.04
34 L Shaw	State Auckland Aces	4.32	39.65	0	0	1	2	46.97	23.49
35 D de Boorder	State Otago Volts	21.57	0.00	19	0	0	4	44.57	11.14
36 R Young	State Auckland Aces	32.49	0.00	6	0	1	4	43.49	10.87
37 S Haig	State Otago Volts	38.89	0.00	0	0	0	4	42.89	10.72
38 T Nethula	State Auckland Aces	2.10	37.51	1	0	0	2	42.62	21.31
39 J Marshall	State Northern Knights	34.11	-0.83	4	0	0	4	41.27	10.32
40 B Watling	State Northern Knights	28.79	-0.43	8	0	0	3	39.36	13.12


Championship Game Average 2008/09

Player	Team	Points
1 J Franklin	WGN	39.04
2 M Gillespie	WGN	35.44
3 E Thompson	CD	29.46
4 M Sinclair	CD	25.15
5 N Wagner	OTG	24.87
6 M Guptill	AKL	24.83
7 A Ellis	CTY	24.69
8 C de Grandhomme	AKL	24.55
9 J Oram	CD	24.37
10 L Shaw	AKL	23.49



Championship Batting 2008/09

Player	Team	Points
1 M Sinclair	CD	72.75
2 J Franklin	WGN	63.89
3 C Cumming	OTG	57.62
4 B Patton	CD	57.44
5 P Ingram	CD	55.94
6 T McIntosh	AKL	50.99
7 M Bell	WGN	47.68
8 N Broom	OTG	46.32
9 S Haig	OTG	38.89
10 J Marshall	ND	34.11




Championship Bowling 2008/09

Player	Team	Points
1 E Thompson	CD	101.83
2 G Napier	WGN	80.54
3 N Wagner	OTG	69.50
4 C de Grandhomme	AKL	68.44
5 Andrew McKay	AKL	67.89
6 H Bennett	CTY	63.94
7 M McClenaghan	CD	60.42
8 B Martin	ND	54.37
9 M Davidson	CTY	53.76
10 N McCullum	OTG	53.55



Championship Fielding 2008/09

Player	Team	Points
1 D de Boorder	OTG	19
2 B Griggs	CD	16
3 C Nevin	WGN	15
4 P McGlashan	ND	12
5 J Myburgh	CTY	11
6 G Hopkins	AKL	11
7 M Sinclair	CD	10
8 K van Wyk	CTY	10
9 N Parlane	WGN	10
10 B Watling	ND	8





STATE

STATE MVP – in association with SAMSUNG

SAMSUNG

MOST VALUABLE PLAYER

STATE Shield MVP Points 2008/09 - Top 40

Player	Team	Batting	Bowling	Fielding	Capt	Wins	Pld	Overall	Average
1 N Wagner	State Otago Volts	1.21	127.82	1	0	5	11	146.02	13.27
2 G Napier	State Wellington Firebirds	21.67	105.81	4	0	4	10	145.48	14.55
3 I Butler	State Otago Volts	18.86	92.70	3	0	4	10	128.56	12.86
4 S Bond	State Canterbury Wizards	1.81	108.07	0	0	5	10	124.88	12.49
5 C Cumming	State Otago Volts	71.30	11.36	9	5	5	10	111.66	11.17
6 B Diamanti	State Central Stags	28.98	57.60	7	0	5	10	108.58	10.86
7 J Yovich	State Northern Knights	23.77	63.45	2	0	6	9	104.21	11.58
8 T Boulton	State Northern Knights	1.00	80.52	6	0	7	9	103.53	11.50
9 B Watling	State Northern Knights	71.12	0.00	13	0	8	11	103.12	9.37
10 D Mascarenhas	State Otago Volts	26.87	55.86	4	0	5	10	101.73	10.17
11 B Arnel	State Northern Knights	1.31	82.42	2	0	6	9	100.73	11.19
12 M Sinclair	State Central Stags	74.41	0.00	5	5	5	9	98.41	10.93
13 L Woodcock	State Wellington Firebirds	18.07	63.06	1	0	4	10	96.12	9.61
14 K Williamson	State Northern Knights	47.15	20.72	6	0	8	11	92.86	8.44
15 R Burson	State Canterbury Wizards	1.11	69.78	7	0	5	9	91.89	10.21
16 N McCullum	State Otago Volts	23.59	43.12	8	0	5	11	90.70	8.25
17 E Thompson	State Central Stags	14.75	53.07	5	0	4	9	85.83	9.54
18 J Marshall	State Northern Knights	49.96	0.00	6	8	8	11	82.96	7.54
19 M McClenaghan	State Central Stags	1.91	65.67	1	0	4	8	80.58	10.07
20 P McGlashan	State Northern Knights	46.31	0.00	15	0	8	11	80.31	7.30
21 G Worker	State Central Stags	34.61	30.46	2	0	4	9	80.08	8.90
22 H Marshall	State Northern Knights	54.03	-0.63	6	0	8	11	78.40	7.13
23 A Ellis	State Canterbury Wizards	9.44	54.21	0	0	4	9	76.65	8.52
24 M Parlane	State Northern Knights	51.96	0.00	6	0	8	10	75.96	7.60
25 C Martin	State Auckland Aces	0.00	58.31	4	0	3	10	75.31	7.53
26 M Papps	State Canterbury Wizards	54.78	0.00	5	0	5	10	74.78	7.48
27 S Stewart	State Canterbury Wizards	59.75	0.00	0	0	5	10	74.75	7.48
28 M Bell	State Wellington Firebirds	48.76	0.00	7	4	4	10	73.76	7.38
29 B Martin	State Northern Knights	3.11	48.16	6	0	7	9	73.27	8.14
30 D Tuffey	State Auckland Aces	0.40	60.85	1	0	3	8	73.25	9.16
31 J Myburgh	State Canterbury Wizards	43.53	7.62	7	0	5	10	73.15	7.32
32 S Croft	State Auckland Aces	23.99	33.49	0	0	3	10	70.49	7.05
33 I O'Brien	State Wellington Firebirds	5.53	49.47	1	0	3	9	67.99	7.55
34 W McSkimming	State Otago Volts	1.91	53.07	1	0	4	7	66.97	9.57
35 G Hopkins	State Auckland Aces	26.38	0.00	26	0	3	10	65.38	6.54
36 J Franklin	State Wellington Firebirds	40.73	10.16	4	0	3	7	64.89	9.27
37 P Ingram	State Central Stags	46.75	0.00	2	0	5	10	63.75	6.37
38 M Guptill	State Auckland Aces	36.71	0.00	13	0	2	9	60.71	6.75
39 R Schaw	State Central Stags	4.22	41.59	2	0	4	8	59.81	7.48
40 B Scott	State Northern Knights	2.31	37.67	4	0	6	9	58.98	6.55

Shield Game Average 2008/09

Player	Team	Points
1 K Mills	AKL	16.61
2 G Napier	WGN	14.55
3 G Aldridge	ND	13.83
4 J Patel	WGN	13.60
5 N Wagner	OTG	13.27
6 T Southee	ND	13.17
7 I Butler	OTG	12.86
8 S Bond	CTY	12.49
9 C Frauenstein	CTY	12.42
10 J Yovich	ND	11.58



Shield Batting 2008/09

Player	Team	Points
1 M Sinclair	CD	74.41
2 C Cumming	OTG	71.30
3 B Watling	ND	71.12
4 S Stewart	CTY	59.75
5 M Papps	CTY	54.78
6 H Marshall	ND	54.03
7 M Parlane	ND	51.96
8 J Marshall	ND	49.96
9 M Bell	WGN	48.76
10 K Williamson	ND	47.15



Shield Bowling 2008/09

Player	Team	Points
1 N Wagner	OTG	127.82
2 S Bond	CTY	108.07
3 G Napier	WGN	105.81
4 I Butler	OTG	92.70
5 B Arnel	ND	82.42
6 T Boulton	ND	80.52
7 R Burson	CTY	69.78
8 M McClenaghan	CD	65.67
9 J Yovich	ND	63.45
10 L Woodcock	WGN	63.06



Shield Fielding 2008/09

Player	Team	Points
1 K van Wyk	CTY	27
2 G Hopkins	AKL	26
3 D de Boorder	OTG	20
4 B Griggs	CD	19
5 P McGlashan	ND	15
6 B Watling	ND	13
7 M Guptill	AKL	13
8 R Hira	AKL	12
9 C Nevin	WGN	10
10 C Cumming	OTG	9





STATE MVP – in association with SAMSUNG



ABOUT THE MVP

Introduction

The MVP system was first introduced in 2007 in England. Unlike other rankings the system combines calculations from all domestic competitions and across all aspects of a player's game. However, the rankings can also be broken down to focus on individual competitions and specific playing roles.

The formula behind the rankings was devised by PCA members in England, who took into account their own match experiences and the relative achievements of bowlers, batsmen, wicket keepers and fielders.

Background

During 2006 the PCA in England undertook an extensive review of all player performance data in the game. They found:

- Too much focus on individual elements of the game – averages, run rates, wickets taken
- A need for more relevance to all aspects of the game
- A need to reflect a player's total contribution to the team

So they set out to devise a system that rewards players who are skilled in multiple disciplines, including fielding.

Current and former players from the domestic game and the international arena were involved every step of the way to ensure the end result truly reflected the views of the people in the thick of the action.

The Formula

The MVP is a cumulative points system that rewards players for every run scored, every wicket taken and every catch held.

In simple terms the points gained for batting, bowling, fielding, captaincy and winning add up to a player's total MVP points. Bonus points can also be scored.

Batting:

The batting points take into account runs scored, the rate scored at and the % of the team's total. Batting bonus points are achieved for:

- Reaching a century
- Achieving a benchmark run-rate (varies per tournament eg 1.5 runs per ball in the Twenty20)
- Scoring over 30% of a team's runs

Bowling:

The bowling points take into account the number of wickets taken and economy rates. Bowlers achieve higher points for getting out higher order batsmen. Bowling bonus points are achieved for:

- Achieving a benchmark economy rate (varies per tournament eg fewer than 6 runs per over in Twenty20)
- Taking 5 or more wickets in an innings
- Bowling maidens

Fielding:

The fielding points are accumulated for holding catches, effecting run-outs and stumpings. Fielding bonus points are achieved for five fielding dismissals in an innings.

Other:

All members of a winning team receive a bonus, and additional bonus points are awarded to the captain of a winning team.