

# CONTENTS

|   |           |
|---|-----------|
| <b>Introduction</b>   | <b>1</b>  |
| <b>Permanent Artificial Facilities</b>  | <b>2</b>  |
| <input type="checkbox"/> <b>Advantages</b>  | <b>2</b>  |
| <b>Installation</b>   | <b>3</b>  |
| <b>A. Permanent Artificial Cricket Wickets</b>  | <b>3</b>  |
| ■ <b>Concrete Base</b>  | <b>3</b>  |
| ■ <b>Synthetic Turf</b>   | <b>4</b>  |
| ■ <b>Line Marking</b>   | <b>6</b>  |
| <b>B. Permanent Artificial Practice Nets</b>  | <b>7</b>  |
| ■ <b>Designs</b>  | <b>7</b>  |
| ■ <b>Concrete Base</b>  | <b>9</b>  |
| ■ <b>Permanent Galvanised Pipe and Wire Mesh Fencing</b>                              | <b>9</b>  |
| ■ <b>Synthetic Turf</b>   | <b>9</b>  |
| ■ <b>Permanent Run-Ups</b>  | <b>10</b> |
| <b>Synthetic Turf Suppliers</b>   | <b>11</b> |
| <input type="checkbox"/> <b>Tiger Turf</b>  | <b>12</b> |
| <input type="checkbox"/> <b>Autex Carpets</b>   | <b>15</b> |
| <input type="checkbox"/> <b>Supergrasse</b>   | <b>17</b> |
| <b>Rubber Run-Up Matting Suppliers</b>  | <b>20</b> |
| <input type="checkbox"/> <b>Burgess Matting and Surfacing Limited</b>                 | <b>21</b> |
| <input type="checkbox"/> <b>Matta Products Limited</b>                                | <b>22</b> |
| <b>C. Portable Artificial Cricket Pitch</b>   | <b>23</b> |
| <b>National Community Funding Sources</b>   | <b>25</b> |
| <b>Specific Cricket Funding Sources</b>   | <b>28</b> |
| <input type="checkbox"/> <b>Application for New Zealand Cricket Foundation Grants</b> | <b>29</b> |
| <b>Appendix 1: Major Cricket Association Addresses</b>                                | <b>30</b> |

# **ARTIFICIAL CRICKET PITCHES and PRACTICE NETS**

## **INTRODUCTION**

The School Support and Club Assist Health Checks have identified the need for many schools and clubs to improve or develop their playing and practice facilities. These are a priority. Indeed, the provision and/or maintenance of facilities for schools and clubs should start in the middle with the pitch, and then move outwards to the practice facilities, before the more ambitious, large capital items such as pavilions or clubrooms are tackled.

The expansion of the game has seen increasing demands by schools and clubs for playing and practice facilities. The high cost of installing, preparing and maintaining high quality turf facilities is often beyond their financial or expertise capabilities. As a consequence artificial cricket wickets and practice facilities provide excellent practical and affordable options.

Cricket is a game that is very dependent upon quality playing and practising facilities. Good facilities give players the best opportunity to develop and exhibit their skills. If quality turf facilities are not available, New Zealand Cricket recommends the use of permanent artificial facilities.

This School Support and Club Assist resource booklet has been completed to provide schools and clubs with advice and guidance on the installation of artificial cricket wickets and practice nets and with the details of a number of providers of synthetic turf and run-up options together with their current product prices. It also includes information on how funding assistance can be accessed for such facilities from general community [eg. gaming societies] and cricket specific funding sources [eg. New Zealand Cricket Foundation]. For further information on the value of artificial facilities, their installation and/or costs, contact New Zealand Cricket, your Major Cricket Association or your local Community Cricket Coordinator.

## **PERMANENT ARTIFICIAL FACILITIES**

Permanent artificial cricket pitches and practice nets are constructed from a synthetic turf which is glued to a suitably prepared concrete base. For practice nets additional galvanised pipe and wire mesh fencing is required.

### **ADVANTAGES**

Artificial playing and practicing facilities:

- 1. Provide long lasting, all weather playing and practising surface**
- 2. Require little or no maintenance. Just sweep prior to use and after mowing adjacent areas, and at the beginning of each season waterblast the pitch to tidy up and remove excess soil accumulated during the winter months**
- 3. Have resilient grass-like surfaces which give a 'natural' appearance and provide consistent bounce**
- 4. Benefit both batsmen and bowlers by allowing:**
  - The ball to come evenly on to the bat enabling batsmen to develop and confidently play front and back foot strokes**
  - Pace bowlers to extract bounce and seam**
  - Spin bowlers to achieve good turn**
- 5. Allow cricket balls hold their shine and last longer**

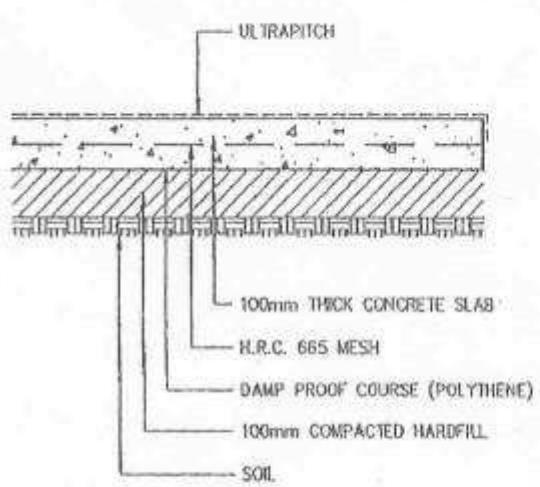
# INSTALLATION

## A. PERMANENT ARTIFICIAL CRICKET PITCHES

### ❑ CONCRETE BASE

- See information on construction details in 'Recommended Basework'

### RECOMMENDED BASEWORK



**UltraPitch** CRICKET WICKETS

**NOTES**


1. THE REINFORCED CONCRETE SLAB SHOULD HAVE A SLIGHT CROSS-FALL (1%) TO ENSURE DRAINAGE AND ALLOWANCE SHOULD BE MADE ON SETTING OUT FOR ULTRAPITCH OVERLAP OF APPROXIMATELY 40mm FOR TUCKING DOWN SIDES PRIOR TO BACKFILLING OF SOIL.
2. MAXIMUM WIDTH OF CONCRETE SLAB TO BE 2.65m AND LENGTH 29.8m
3. DO NOT BACKFILL UNTIL ULTRAPITCH IS LAID.
4. MAKE PROVISION FOR EXPANSION EVERY 6-7 METRES.
5. SLAB SHOULD BE LAID BY QUALIFIED TRADESMEN.
6. SLAB SHOULD BE SMOOTH AND EVEN, PREFERABLY WITH A POWER FLOATED FINISH.
7. IF SOIL CONDITIONS ARE WEAK, WET OR SPONGY, INCREASE THE THICKNESS OF THE HARDFILL TO 150mm OR MORE.
8. IF STUMP HOLES ARE REQUIRED, MEASUREMENTS ARE: 20.12m CENTRE TO CENTRE, 300mm WIDE x 150mm LONG.

RECOMMENDED BASEWORK

**HARRISON GRIERSON**

**HG**

CONSULTING ENGINEERS SURVEYORS PLANNERS



### GENERAL INDICATIVE COSTS OF INSTALLING A CONCRETE WICKET BASE

| WICKET BASE SIZE  | EXCAVATION | SHINGLE & BOXING | CONCRETE      | REINFORCING | LABOUR      | TOTAL         |
|-------------------|------------|------------------|---------------|-------------|-------------|---------------|
| Small 2.65m x 25m | \$400      | \$300            | \$1200-\$1500 | \$300-\$400 | \$300-\$400 | \$2500-\$3000 |
| Large 2.65m x 30m | \$400      | \$400            | \$1400-\$1700 | \$400-\$500 | \$300-\$400 | \$2900-\$3400 |

NB: These costs are approximate and will vary from one area of New Zealand to another

### **RECOMMENDATIONS**

- **Concrete base must be flat and smooth with a slight cross fall to allow for drainage**
- **Steel mesh reinforcing should be used in the base**
- **Hardfill needs to be sufficiently deep and well compacted**
- **Insets 30cm x 15cm need to be allowed for in the concrete base if stump holes are required. Special rubber mountings can be glued into these insets to hold the stumps**

### **☐ SYNTHETIC TURF**


- **See information on laying in 'Ultrapitch Installation Instructions' and 'Laying Instructions'**

### **RECOMMENDATIONS**

- **Synthetic turf needs to be sufficiently wide – if too narrow there are problems with the ball landing off or on the edge of the turf**
- **Synthetic turf surface needs to be just above the surrounding ground surface – too high and the outside edge forms a dangerous ridge, too low and the surface is easily inundated with water**

## ULTRAPITCH INSTALLATION INSTRUCTIONS

### FULL PITCH

- A. Ultrapitch synthetic grass should be installed over a clean dry base only which has been cleared for damp proofing and which has the edges of the slab completely cleared of all grass and soil by a channel 10cm wide and 10cm deep.
- B. Lay two equal strips of Ultrapitch starting from the middle of the slab, with the pile direction facing each batsman's end:  

- C. Cut in join and roll back from the middle 2 metres of each piece of Ultrapitch and using a large notch trowel [approx 3mm] trowel onto concrete Roberts Outdoor Grass Adhesive 6037. Coverage is approximately 3 square metres per litre. Roll back one side of the pitch into the adhesive, roll back the other side of the pitch into the adhesive and butt join. Roll with a heavy roller.  
[NB: Open time can vary depending on the weather from 5 – 15 minutes]
- D. Roll back the pitch that has not been glued and trowel Roberts Outdoor Grass Adhesive 6037 onto the concrete. Do approximately 3 metres at a time, depending upon weather conditions [ie. If hot it maybe advisable to trowel smaller areas]

Ultrapitch can be rolled straight into the adhesive but care must be taken to re-roll the pitch when the area is completed – as air bubbles may occur due to solvent release.

Use a heavy roller immediately after laying the pitch onto adhesive and roll from side to side first, then lengthways to ensure adhesive pattern is transferred to the back of the pitch and is free of air bubbles thus ensuring a strong bond.

A small amount of adhesive should be allowed to roll over the slab edges to stick the Ultrapitch to the sides of the concrete slab, or a contact can be brushed onto the edge of the pitch and the sides of the slab, for a more immediate bond. This aids waterproofing when done and the sides are backfilled with soil.

If there are any air bubbles in the pitch it is essential that a weight be placed over the area or that it be rolled again until adhesion is evident.

## LAYING INSTRUCTIONS

- **Eurograss** and **Multisport** should be adhered directly to a concrete base which has been well cured.
- The use of outdoor adhesives is essential.
- The adhesive manufacture's recommendations should be followed at all times and it is recommended that an installer who is familiar with this type of outdoor installation should be employed to lay the wicket.
- Care should be taken to monitor the temperature on the day of installation to ensure that the adhesive does not dry before the **Eurograss/Multiport** is laid onto it. Therefore, it is advisable to only do small meterages at a time.
- The **Eurograss** and **Multisport** must be rolled to guarantee bonding to the adhesive.
- Where the 3 metre wide wicket is being installed, seams should be direct stuck to the concrete using the overlap cutting in method; ie. Lengths of material should be overlaid down each seam by approximately 20mm and cut through both layers of material. This will ensure perfect seaming.
- Ensure extra adhesive is used on the seams and approximately 1.5 metresw from the batting crease where the bowlers foot lands

## LINE MARKING

**Recommended Paint:** Resene road marking paint  
**Application... OR** Brush or line marking roller  
**Recommended Tape:** 3M Vinyl Lane Marking Type No. 471 – to be used in conjunction with 81 Tape Primer (aerosol)

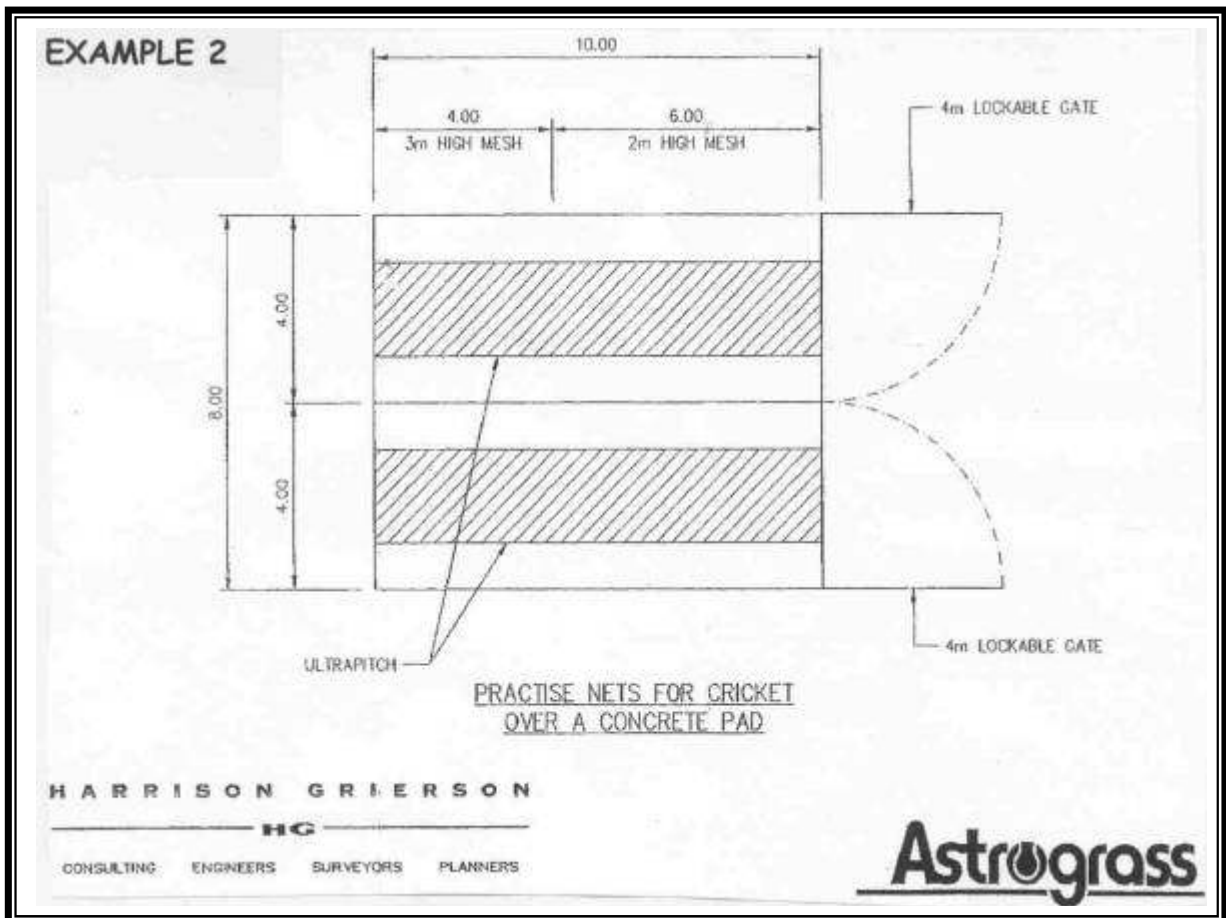
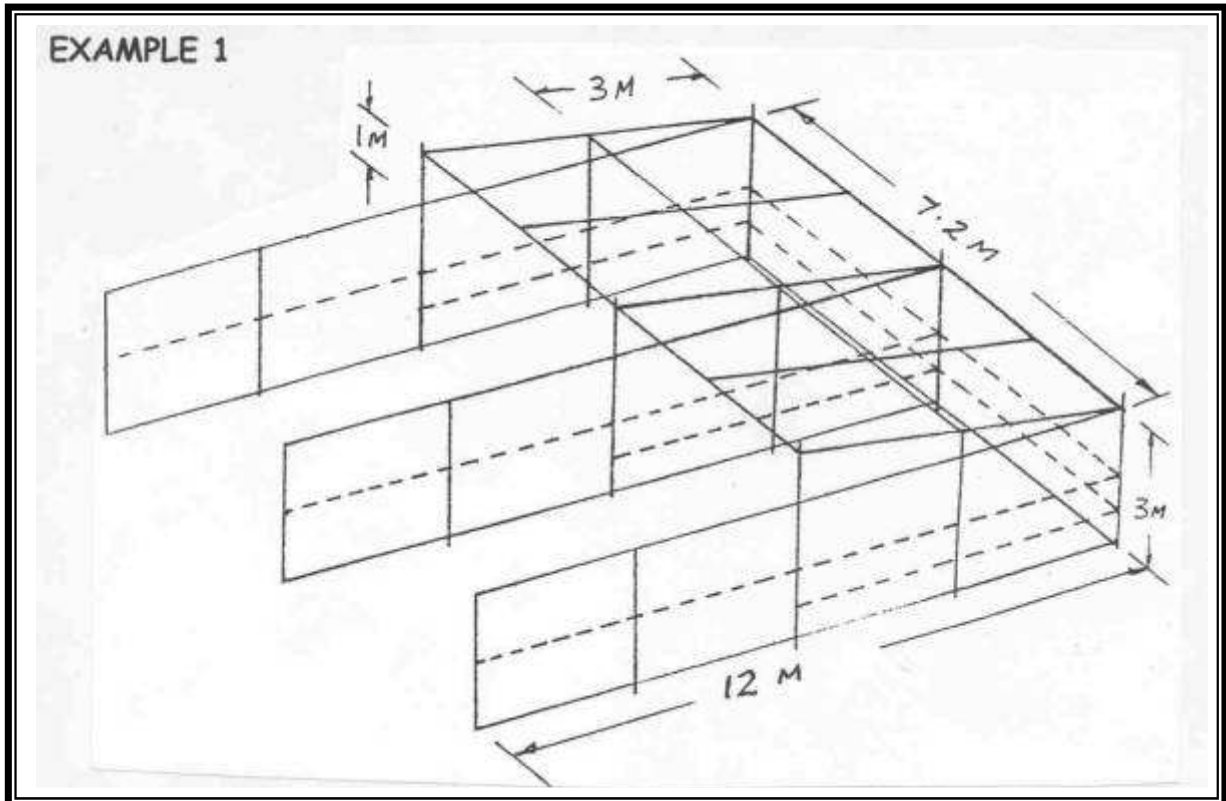
- 471 Vinyl Tape – width 2" (48mm)
- Length 33 linear metres
- Colours available – yellow, white, red, black
- 81 Tape Primer – aerosol can

### To Apply

Mask out line area to be taped. Prime surface by spraying on aerosol within the masked area and wait for 3-5 minutes. Run the tape along the primed area and squeeze any air bubbles out with a small hand roller.

## B. PERMANENT ARTIFICIAL PRACTICE NETS

### □ DESIGNS



## RECOMMENDATIONS

- Net lanes need to be sufficiently wide [3.3 – 4.0m] to ensure batsmen do not hit the sides of the net when playing strokes
- Synthetic turf in lanes needs to be sufficiently long and wide to provide a reasonable target for bowlers to land the ball. The danger is if the turf is too short or narrow the ball may hit its edges or land on the concrete base causing awkward or dangerous bounce for batsmen
- Wish mesh should be of a reasonably high grade to withstand the constant impact of cricket balls
- The attachment of rubber matting to the back and the sides of the net adjacent to the batsman reduces wear and tear on the net and on practice balls

### CONCRETE BASE

As for Permanent Artificial Cricket Pitches

### PERMANENT GALVANISED PIPE AND WIRE MESH FENCING

See above 'Designs'

## GENERAL INDICATIVE COSTS OF INSTALLING A CONCRETE NET BASE AND PIPE AND WIRE FENCING

| NUMBER OF PRACTICE NET LANES | COST     |
|------------------------------|----------|
| 1 net lane                   | \$8,000  |
| 2 net lanes                  | \$15,000 |
| 3 net lanes                  | \$20,000 |

**NB:** These costs are approximate and will vary from one area of New Zealand to another

### SYNTHETIC TURF

As for Permanent Artificial Cricket Pitches

### PERMANENT RUN-UPS

- Depending upon the level of use most turf run-ups in practice nets wear quickly and need to have constant repair work. This problem can be solved by either digging out the run-up zone and filling it with:
  - ◆ Either **LIME** - which needs to be re-levelled frequently and is very hard on footwear
  - ◆ Or a heavy duty **SYNTHETIC TURF SURFACE** – which requires care in terms of the use of sprigs

- ◆ Or a permanent **NON-SLIP RUBBER SURFACE** – which comprises a honeycomb matting that eliminates the depressions made by bowlers in practice areas, is self draining, maintenance free, and easy on the feet/legs. Ideally it should be recessed in the ground, filled with soil and planted with grass.

## **SYNTHETIC TURF SUPPLIERS**

There are several suppliers of synthetic turf in New Zealand most of whom have a network of distributors and turf layers

**Astrograss Allweather Surfaces Limited**  
P O Box 28-348  
Remuera  
AUCKLAND

Tel: [09] 634 4134 or 0800 804 134

Fax: [09] 636 7975

Email: [info@tigerturf.co.nz](mailto:info@tigerturf.co.nz)

Website: [www.tigerturf.co.nz](http://www.tigerturf.co.nz)

**Autex Industries Limited**  
702 - 718 Rosebank Road  
Avondale  
Private Bag 19988  
AUCKLAND

Tel: [09] 828 9179

Fax: [09] 828 4049

Email: [hsimpkin@autex.co.nz](mailto:hsimpkin@autex.co.nz)

Website: [www.autex.co.nz](http://www.autex.co.nz)

**Balsam Pacific**  
Supergrasse  
1A Hill Road  
Homebush Bay  
NSW 2127  
Australia

Tel: New Zealand 0800 442 232

Website: [www.balsam.com.au](http://www.balsam.com.au)

## **PRICES**

Attached are the prices guides in terms of size, quality of turf and laying costs for the two suppliers above



# TigerTurf®

## FOR CRICKET



AT PRACTICE



ON MATCH DAY



INDOORS

### THE LOW MAINTENANCE, ALL WEATHER ALTERNATIVE

- Plays consistently true
- Benefits for batsmen and bowler
- Indoors and outdoors
- Easy installation
- Hard wearing
- Bowlers run-ups

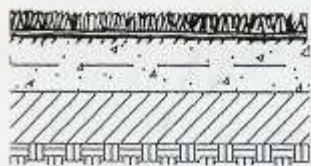
**TigerTurf** wickets are installed for a wide range of playing situations – for match play, in the nets, indoor training facilities, and to provide an allweather, flat surface for bowlers run ups. During the manufacture of **TigerTurf** cricket wickets, we only utilise the very best polypropylene yarn, supported by strong, water resistant marine backing.

Your **TigerTurf** wicket will encourage stroke making for the batsman, and will benefit the bowler with spin and seam.

Once installation has been completed, no other work is required and your new low maintenance wicket will play superbly – for many seasons.

**Graham Vivian**  
Managing Director

#### CONCRETE BASE CROSS SECTION



- TigerTurf. Pitch
- 100mm thick concrete slab
- H.R.C. 665 mesh
- Damp proof course (polythene)
- 50-70mm compacted hardfill
- Soil

CONTACT

## TigerTurf®

FOR A FREE QUOTATION

Ph: 0800 804 134

(TOLL FREE)

## TIGERTURF CRICKET WICKETS PRICE LIST 2006/07 SEASON

### N O R T H I S L A N D

|   | Supply     |
|---|------------|
| <b><u>DELUXE</u></b>  |            |
| 12 metres long x 1.83 metres wide                             | \$1,430.00 |
| 25 metres long x 1.83 metres wide                             | \$2,350.00 |
| 30 metres long x 1.83 metres wide                             | \$2,680.00 |
| 12 metres long x 2.75 metres wide                             | \$1,850.00 |
| 25 metres long x 2.75 metres wide                             | \$3,300.00 |
| 30 metres long x 2.75 metres wide                             | \$3,860.00 |
| <b><u>PREMIER</u></b>   |            |
| 12 metres long x 1.83 metres wide                             | \$1,080.00 |
| 25 metres long x 1.83 metres wide                             | \$1,760.00 |
| 30 metres long x 1.83 metres wide                             | \$2,060.00 |
| 12 metres long x 2.75 metres wide                             | \$1,460.00 |
| 25 metres long x 2.75 metres wide                             | \$2,500.00 |
| 30 metres long x 2.75 metres wide                             | \$2,980.00 |
| <b><u>CLUB</u></b>  |            |
| 12 metres long x 1.83 metres wide                             | \$ 620.00  |
| 25 metres long x 1.83 metres wide                             | \$1,175.00 |
| 30 metres long x 1.83 metres wide                             | \$1,420.00 |
| <b><u>PORTABLE ULTRA</u></b>                                  |            |
| 25 metres long x 1.83 metres wide                             | \$3,845.00 |
| 30 metres long x 1.83 metres wide                             | \$4,570.00 |
| 25 metres long x 2.75 metres wide                             | \$5,000.00 |
| 30 metres long x 2.75 metres wide                             | \$5,420.00 |
| <b><u>BOWLER'S RUN UPS</u></b>                                |            |
| 10 metres long x 3.66m metres ( <i>includes sand infill</i> ) | \$905.00   |

- Prices are EXCLUSIVE of GST.
- Prices are Ex Factory in Auckland- please ask for a freight price.
- Prices are Supply only, please ask for an installation price.
- Price guide for installation- \$11 per m<sup>2</sup> (includes adhesive)
- Contact TigerTurf on: 0800 804 134 or [info@tigerturf.co.nz](mailto:info@tigerturf.co.nz).

## TIGERTURF CRICKET WICKETS PRICE LIST 2006/07 SEASON

### S O U T H I S L A N D

#### Ex-Christchurch

#### **DELUXE**

|                                   |            |
|-----------------------------------|------------|
| 12 metres long x 1.83 metres wide | \$1,575.00 |
| 25 metres long x 1.83 metres wide | \$2,495.00 |
| 30 metres long x 1.83 metres wide | \$2,825.00 |
| 12 metres long x 2.75 metres wide | \$1,995.00 |
| 25 metres long x 2.75 metres wide | \$3,445.00 |
| 30 metres long x 2.75 metres wide | \$4,005.00 |

#### **PREMIER**

|                                   |            |
|-----------------------------------|------------|
| 12 metres long x 1.83 metres wide | \$1,225.00 |
| 25 metres long x 1.83 metres wide | \$1,905.00 |
| 30 metres long x 1.83 metres wide | \$2,205.00 |
| 12 metres long x 2.75 metres wide | \$1,605.00 |
| 25 metres long x 2.75 metres wide | \$2,645.00 |
| 30 metres long x 2.75 metres wide | \$3,125.00 |

#### **CLUB**

|                                   |            |
|-----------------------------------|------------|
| 12 metres long x 1.83 metres wide | \$ 765.00  |
| 25 metres long x 1.83 metres wide | \$1,320.00 |
| 30 metres long x 1.83 metres wide | \$1,565.00 |

#### **PORTABLE ULTRA**

|                                   |            |
|-----------------------------------|------------|
| 25 metres long x 1.83 metres wide | \$3,990.00 |
| 30 metres long x 1.83 metres wide | \$4,715.00 |
| 25 metres long x 2.75 metres wide | \$5,145.00 |
| 30 metres long x 2.75 metres wide | \$5,565.00 |

#### **BOWLER'S RUN UPS**

|   |           |
|---|-----------|
| 10 metres long x 3.66m metres wide ( <i>sand filled</i> ) | \$ 905.00 |
|---|-----------|

- Prices are EXCLUSIVE of GST
- Prices are Ex Christchurch
- Prices are Supply only
- For freight pricing and other queries please contact Brian Hastings on: (03) 358 4784 or 0274 381 228

# CRICKET MATES

*Cricket Pitches*



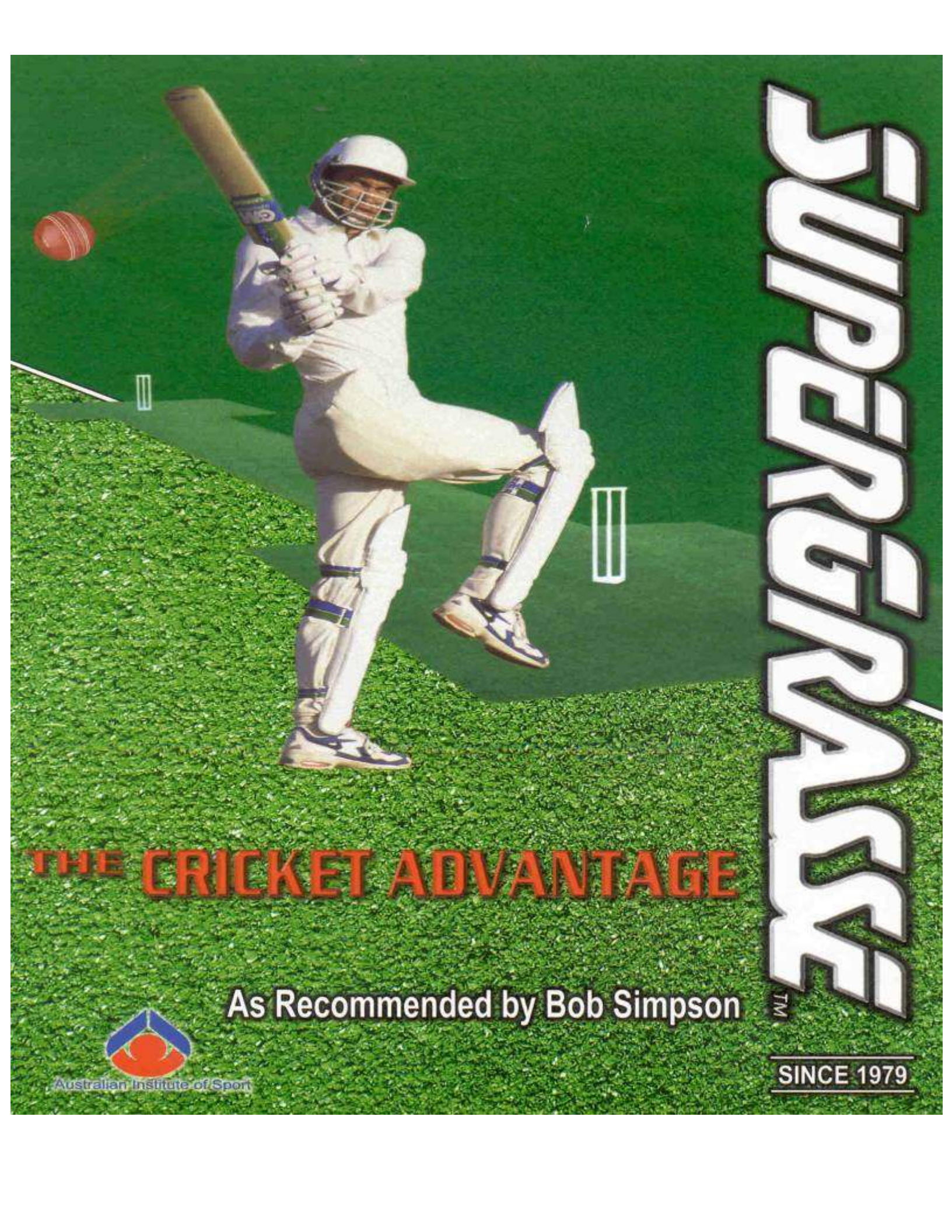
*Designed to meet the specific requirements of cricket pitches*

**AUTEX CARPETS**  
*The Carpet Innovators*

## Cricket Mates Pricing Guideline 2006/07

| Eurograss                               |                         | Multisport                              |                         |
|---|-------------------------|---|-------------------------|
| <b>2m Wide Wicket</b>                   |                         | <b>2m Wide Wicket</b>                   |                         |
| Material cost 25 Lm @ \$50.75           | \$1,268.75              | Material cost 25 Lm @ \$44.70           | \$1,117.50              |
| Adhesive cost (approx)                  | \$180.00                | Adhesive cost (approx)                  | \$180.00                |
| Installation price guideline            | \$350.00                | Installation price guideline            | \$350.00                |
| <b>TOTAL FOR ONE WICKET</b>             | <b>\$1,798.75 + GST</b> | <b>TOTAL FOR ONE WICKET</b>             | <b>\$1,647.50 + GST</b> |
| <b>3m Wide Wicket</b>                   |                         | <b>3m Wide Wicket</b>                   |                         |
| Material cost 25 Lm (2m wide) @ \$50.75 | \$1,268.75              | Material cost 25 Lm (2m wide) @ \$44.70 | \$1,117.50              |
| Plus 25 m (1m wide) @ \$25.40           | \$635.00                | Plus 25 m (1m wide) @ \$22.35           | \$558.75                |
| Adhesive cost (approx)                  | \$260.00                | Adhesive cost (approx)                  | \$260.00                |
| Installation price guideline            | \$530.00                | Installation price guideline            | \$530.00                |
| <b>TOTAL FOR ONE WICKET</b>             | <b>\$2,693.75 + GST</b> | <b>TOTAL FOR ONE WICKET</b>             | <b>\$2,466.25 + GST</b> |
| <b>Practice Pitch</b>                   |                         | <b>Practice Pitch</b>                   |                         |
| Material cost 12 Lm (2m wide) @ \$50.75 | \$609.00                | Material cost 12 Lm (2m wide) @ \$44.70 | \$536.40                |
| Adhesive cost (approx)                  | \$100.00                | Adhesive cost (approx)                  | \$100.00                |
| Installation price guideline            | \$180.00                | Installation price guideline            | \$180.00                |
| <b>TOTAL FOR ONE WICKET</b>             | <b>\$889.00 + GST</b>   | <b>TOTAL FOR ONE WICKET</b>             | <b>\$816.40 + GST</b>   |

| LAMINATED ROLL OUT PITCHES                    |            |                                 |            |
|---|------------|---------------------------------|------------|
| <b>Standard Pitch</b> - 25m x 2m              | \$2,854.80 | <b>Super Pitch</b> - 30.2m x 2m | \$3,406.00 |
|   | + GST      |                                 | + GST      |
| <b>Junior (single layer) Pitch</b> - 25m x 2m | \$1,300.00 |                                 |            |
|   | + GST      |                                 |            |



# SUPERMACE™

**THE CRICKET ADVANTAGE**

As Recommended by Bob Simpson



Australian Institute of Sport


SINCE 1979

# SUPERGRASSE

the world's favourite cricket wicket



Ryde Council



NSW Cricket Academy  
Sydney Cricket Ground

Supergrasse Cricket wickets are the world's favourite synthetic grass cricket surface. Installed across Australia, England, New Zealand and Asia, Supergrasse has developed a reputation for optimum performance, resilient construction, a natural grass look and as a comfortable playing surface. Since 1979, councils, clubs, schools and some of cricket's best known grounds have chosen the proven performance and reliability of Supergrasse.

## SUPERGRASSE FEATURES: DURABILITY


Supergrasse is manufactured to the highest standards in our modern ISO 9002 quality assured factory. Using materials such as K-Tex, the most resilient synthetic sports fibre available and specially formulated latex backings, Supergrasse is maintenance free. Tough enough to stand the test of time, Supergrasse keeps its good looks for years.

## PERFORMANCE

Year after year, players enjoy the consistent performance of Supergrasse. Unaffected by weather, Supergrasse guarantees good ball response for the bowlers and a true bounce for the batsmen at all times. Supergrasse is the ideal practice surface. The best international players to juniors can refine their skills with confidence, bowlers can extract seam, cut and spin, while batsmen can see the ball coming on to the bat.

## INNOVATION

Supergrasse products are constantly reviewed with the assistance of leading cricketers such as former Australian Captain and coach Bob Simpson. Try our new innovations such as 'softpad' practice runups, designed to reduce fatigue and stress on bowlers.



Club Triple Stripe

Choose from a range of surfaces suitable for any level from schools to tests.

|                      |   |
|----------------------|---|
| <b>TEST</b>          | The elite cricket surface as used at the AIS and at the Sydney Cricket Ground Training Centre.  |
| <b>SHIELD</b>        | The most popular synthetic grass cricket surface in Australasia. Widely used by councils, clubs and schools for competition matches.                              |
| <b>CLUB</b>          | The ideal multi use wicket now available in Triple Stripe. 3 coloured lines the length of the pitch giving the batsmen and bowlers an enhanced sense of position. |
| <b>WINTER COVERS</b> | A long piled grass product to protect your Supergrasse wicket in the winter and allow football to be played without damaging the wicket.                          |



HEAD OFFICE - ASIA PACIFIC  
1A Hill Road  
Homebush Bay NSW 2127, Australia

Phone: 61 (02) 9748 4411  
Fax: 61 (02) 9748 7344  
Phone: New Zealand 0800 442 232

MANUFACTURING  
18-20 Elliott Road  
Dandenong Victoria 3175  
Australia

Phone: 61 (03) 9794 9888  
Fax: 61 (03) 9794 7104

Website: [www.balsam.com.au](http://www.balsam.com.au)



Local Distributor

## SUPERGRASSE OUTDOOR CRICKET PITCHES

## 2005/06 PRICE LIST

**SHIELD PITCHES \$45 per square metre laid**

**TEST PITCHES \$65 per square metre laid**

| GRADE  | LENGTH | 1.8m   | 2.8m   | 3.6m   |
|--------|--------|--------|--------|--------|
| SHIELD | 15m    | \$1215 | \$1890 | \$2430 |
|        | 30m    | \$2430 | \$3780 | \$4860 |
| TEST   | 15m    | \$1755 | \$2730 | \$3510 |
|        | 30m    | \$3510 | \$5460 | \$7020 |

**NB: Please note all prices are exclusive of GST, travel and freight, but inclusive of installation costs. Please contact one of the following companies for your new installation.**

**Order two pitches and get 12.5% of the second one**

### NORTHERN REGION

**ACTION SPORTS LIMITED**  
Tel: [09] 274 0298 or 021 963 714  
Email: [info@actionsports.co.nz](mailto:info@actionsports.co.nz)

### CENTRAL REGION

**BACHLER DECK LIMITED**  
Tel: [04] 499 9004 or 021 428 134  
Email: [rdeck@xtra.co.nz](mailto:rdeck@xtra.co.nz)

### SOUTH ISLAND

**BURRELL SPORT & LEISURE LIMITED**  
Tel: [03] 347 9245 or 0274 325 969  
Fax: [03] 347 9245  
Email: [burrell@xtra.co.nz](mailto:burrell@xtra.co.nz)

## **RUBBER RUN-UP MATTING SUPPLIERS**

Information on custom built rubber matting and its cost to install can be obtained from:

**Burgess Matting and Surfacing Limited**  
22 Poutini Street  
WANGANUI

Tel: [06] 343 8570 or 0800 808570

Fax: [06] 343 7136

Email: [burgessmat@xtra.co.nz](mailto:burgessmat@xtra.co.nz)

Website: [www.burgessmatting.co.nz](http://www.burgessmatting.co.nz)

**Matta Products Limited**  
Suite 3, Level 1, 8 Nugent Street  
Grafton  
AUCKLAND

Tel: [09] 366 5480

Fax: [06] 366 5493

Email: [office@mattaproducts.com](mailto:office@mattaproducts.com)

Website: [www.matta.co.nz](http://www.matta.co.nz)

**CRICKET WICKET PRACTICE**



**Specifications**

- Recycled rubber strips woven together in custom made sizes to suit, forming an extremely strong webbing.
- Constructed of 19mm thick reinforced rubber.

**Features**

|                  |                          |                      |
|------------------|--------------------------|----------------------|
| Easy clean       | Highly durable           | Won't rust or rot    |
| Impact absorbent | Environmentally friendly | 100% recycled rubber |

- Helps eliminate damage from depressions made by bowlers in practise areas during the run up.
- The mats are reversible, may be left out in all weather, free of all metal components and easily rolled up for winter storage.
- Should be recessed into the ground and may be filled with sand or soil it considered desirable.
- Proudly made by Burgess Matting & Surfacing Ltd.

**Suggested Areas Of Use**

- Cricket wicket practise
- Other areas damaged by outdoor sporting activities

**Installation & Prices**

- **The cost is \$120.00m<sup>2</sup> - supply only + GST & Freight**
- Installation costs are determined on the size of the area & locality
- The matting can be easily installed by the client if necessary

# CRICKET MATTAS

**FEATURES:**

- Safe, non-slip surface
- Increases confidence
- Improves consistency
- Reduces injuries
- Beats fatigue
- Professionally installed
- UV stabilised

**Representatives nationwide**  
**Free measure and quote**  
**Five year guarantee against product defects**

**MADE IN NEW ZEALAND**

**0800 MATTAS (50 52 54) 0800 MATFAX (0800 628 329)**  
 Internet: <http://www.matta.co.nz>  
 E-Mail: [office@matta.co.nz](mailto:office@matta.co.nz)

**mattaproducts**  
 ALWAYS A SAFE STEP AHEAD

### SAFETY MATTAS PRICES 2005/06

|   |                        |
|---|------------------------|
| <b>Safety Mattas [Black]</b>            | <b>\$14 each + GST</b> |
| <b>Mesh Underlay [per square metre]</b> | <b>\$4.50 + GST</b>    |

NB: The above are freight free for 10 square metres or more

**SOUTH ISLAND**

**Playsafe [NZ] Limited**  
 P O Box 289  
 KAIAPOI

**Tel/Fax: [03] 327 8671**  
**Mobile: 0274 342 859**  
**Email: [playsafe@xtra.co.nz](mailto:playsafe@xtra.co.nz)**  
**Website: [www.playsafe.co.nz](http://www.playsafe.co.nz)**

## C. PORTABLE ARTIFICIAL CRICKET PITCHES

# FLICX CRICKET PITCHES

**THE FLICX ARTIFICIAL CRICKET PITCHES  
TURN SPORTS FIELDS INTO CRICKET GROUNDS.**

The Flicx Cricket Pitches are an assembly of over 6000 interlocking plastic tiles to form one continuous flat surface to create a portable cricket pitch. The surface consists of small hexagonal holes. The roughened area provides a surface for the cricket ball to grip and bounce, ensuring one of the most versatile cricketing surfaces on the market.

- Ideal Cricket Pitch - from school to club cricket
- Creates extra cricket fields on football, rugby and hockey fields
- Simple to lay on prepared grass or generally flat surfaces
- Skills and coaching designs available to facilitate coaching
- Suitable for disabled and blind cricket

### The Flicx Range of Pitches

- The Flicx Match Pitch - for cricket matches of all ages.
- The Flicx Skills Pitch - facilitating basic coaching.
- The Flicx Coaching Pitch - used in conjunction with a professional coach.
- The Flicx Junior Pitch - for junior games of cricket.
- Custom built pitches are available upon request.



## FLICX PRICES 2005/06

| PRODUCT                             | SIZE          | PRICE  |
|-------------------------------------|---------------|--------|
| Flicx Match Pitch                   | 20.12 x 2.05m | \$4865 |
| Flicx Match Half Pitch              | 10.06 x 2.05m | \$2390 |
| Flicx Skills Pitch                  | 20.12 x 2.05m | \$4985 |
| Flicx Skills Half Pitch             | 10.06 x 2.05m | \$2530 |
| Flicx Coaching Pitch                | 20.12 x 2.05m | \$4985 |
| Flicx Multi Crease Pitch [14-16-18] | 20.12 x 2.05m | \$4850 |
| Flicx Extra Length Match Pitch      | 22.15 x 2.05m | \$5335 |
| Flicx Extra Length Coaching Pitch   | 22.15 x 2.05m | \$5595 |

**Sports Distributors**  
**10A Piermark Drive**  
**Albany**  
**AUCKLAND**  
 Tel [09] 415 8640 or 0800 656 735  
 Fax: [09] 415 8656 or 0800 656 300  
 Email: [sales@sportsdistributors.co.nz](mailto:sales@sportsdistributors.co.nz)



# INSTALLATION AND CARE INSTRUCTIONS

LAY IT & PLAY IT

Visit our website: [www.flicx.com](http://www.flicx.com)



Demarcate area (25M X 2.5M) in a north/south direction.



Cut the grass down to grass roots level. Remove all tufts.



Roll area with medium weight roller to remove all bumps.



Spread a good quality top soil over demarcated area and rake to fill any indentations.



Starting in the middle, roll pitch out slowly to ensure it is laid out straight.



Do not pull the Flicx Pitch once laid out. This may cause interlocking mechanisms to break. Always re-roll and re-align.



The pitch has a memory and may curl up. Simply fold pitch underneath itself for a short time before laying it out flat.



Ensure pitch is in correct position, then, using either 4" (10 cm) or 6" (15 cm) nails, secure pitch by hammering nails into holes in edging strip.

**Repeat steps 5-8 to roll out the other half of the pitch connecting it in the middle. Use rubber mallett to connect the two halves of the pitch.**

**For more detailed information visit the Flicx website: [www.flicx.com](http://www.flicx.com)**



[WWW.FLICX.COM](http://WWW.FLICX.COM)

## NATIONAL COMMUNITY FUNDING SOURCES

The majority of these funding schemes will provide **FUNDING ASSISTANCE** in the form of a **GRANT** for your project/activity. In most cases they will not fund its total cost.

For advice and guidance in sourcing funding schemes and making appropriate applications contact your local cricket association's **COMMUNITY CRICKET COORDINATOR**. The **REGIONAL SPORTS TRUSTS** and **LOCAL AUTHORITIES** also have qualified personnel who can advise on the funding schemes, the eligibility of your project/activity, and provide guidance with applications.

| FUND   | AREA     | PURPOSE                            | CLOSING DATE                 | ACTIVITIES FUNDED   | CONTACT   | HOW TO APPLY   |
|--|----------|------------------------------------|------------------------------|---|---|--|
| <b>New Zealand Community Trust</b><br>[Gaming Society] | National | Most sport and recreation projects | Always open for applications | Most activities for amateur sporting groups affiliated to national bodies | New Zealand Community Trust<br>P O Box 3178<br>Wellington<br>Tel: 0800 44 69 28<br>Web: <a href="http://www.nzct.org.nz">http://www.nzct.org.nz</a>   | Application form from:<br><ul style="list-style-type: none"> <li>■ Associated local hotels and taverns</li> <li>■ NZCT website or address provided</li> </ul>            |
| <b>Pub Charity Inc</b><br>[Gaming Society]             | National | Most sport and recreation projects | Always open for applications | Most activities within the community in which the funds are raised        | Pub Charity Inc<br>P O Box 27-009<br>Freeport 956<br>Wellington<br>Tel: 0800 426 464<br>Fax: [04] 384 1630<br>Email: <a href="mailto:pubcharity@pubcharity.org.nz">pubcharity@pubcharity.org.nz</a><br>Web: <a href="http://www.pubcharity.org.nz">http://www.pubcharity.org.nz</a> | Application form from:<br><ul style="list-style-type: none"> <li>■ Associated local hotels and taverns</li> <li>■ Pub Charity website or address provided</li> </ul>     |
| <b>Lion Foundation</b><br>[Gaming Society]             | National | Most sport and recreation projects | Always open for applications | Most activities that benefit the community at a grassroots level          | Lion Foundation<br>Grants Department<br>Private Bag 102 920<br>North Shore Mail Centre<br>Tel: [09] 488 7707<br>Fax: [09] 488 7747<br>Web: <a href="http://www.lionfoundation.org.nz">http://www.lionfoundation.org.nz</a>  | Application form from:<br><ul style="list-style-type: none"> <li>■ Associated local hotels and taverns</li> <li>■ Lion Foundation website or address provided</li> </ul> |

| FUND                                   | AREA   | PURPOSE                            | CLOSING DATE                 | ACTIVITIES FUNDED  | CONTACT   | HOW TO APPLY  |
|--|--|------------------------------------|------------------------------|--|---|---|
| The Southern Trust<br>[Gaming Society] | National   | Most sport and recreation projects | Always open for applications | Most activities for amateur sport  | Grants Manager<br>The Southern Trust<br>P O Box 858<br>Dunedin<br>Tel: [03] 471 8471 or 0800 424 274<br>Fax: [03] 471 8470<br>Email: <a href="mailto:info@southerntrust.org.nz">info@southerntrust.org.nz</a><br>Web: <a href="http://www.southerntrust.org.nz">http://www.southerntrust.org.nz</a> | Application form from:<br><ul style="list-style-type: none"> <li>■ Associated local hotels and taverns</li> <li>■ Southern Trust website or address provided</li> </ul>     |
| Century Foundation<br>[Gaming Society] | National   | Most sport and recreation projects | Always open for applications | Most activities for amateur sport  | Century Foundation Limited<br>P O Box 1288<br>Hastings<br>Tel: [06] 873 5018<br>Fax: [06] 873 5019<br>Email: <a href="mailto:info@centuryfoundation.co.nz">info@centuryfoundation.co.nz</a><br>Web: <a href="http://www.centuryfoundation.co.nz">http://www.centuryfoundation.co.nz</a>             | Application form from:<br><ul style="list-style-type: none"> <li>■ Associated local hotels and taverns</li> <li>■ Century Foundation website or address provided</li> </ul> |
| Scottwood Group<br>[Gaming Society]    | National   | Most sport and recreation projects | Always open for applications | Most activities including provision of facilities, equipment, playing or training uniforms, coaching, training or development programmes   | Scottwood Group<br>P O Box 499<br>Hamilton<br>Tel: [07] 834 2207<br>Fax: [07] 834 3343<br>Email: <a href="mailto:jennifer@cgm.co.nz">jennifer@cgm.co.nz</a><br>Web: <a href="http://www.scottwood.co.nz">http://www.scottwood.co.nz</a>   | Application form from:<br><ul style="list-style-type: none"> <li>■ Associated local hotels and taverns</li> <li>■ Scottwood Group website or address provided</li> </ul>    |
| Castle Trust<br>[Gaming Society]       | National<br>[Regions that have a Castle Trust hotel or tavern] | Most sport and recreation projects | Always open for applications | Most activities including provision of facilities, equipment, playing or training uniforms, coaching, training or development programmes in regions that have a Castle Trust hotel or tavern | Castle Trust<br>P O Box 471<br>Hamilton<br>Tel: [07] 834 2207 or 0800 957 957<br>Fax: [07] 834 3343<br>Email: <a href="mailto:jennifer@cgm.co.nz">jennifer@cgm.co.nz</a><br>Web: <a href="http://www.castletrust.org.nz">http://www.castletrust.org.nz</a>  | Application form from:<br><ul style="list-style-type: none"> <li>■ Associated local hotels and taverns</li> <li>■ Castle Trust website or address provided</li> </ul>       |

| <b>FUND</b>   | <b>AREA</b> | <b>PURPOSE</b>  | <b>CLOSING DATE</b>                           | <b>ACTIVITIES FUNDED</b>                               | <b>CONTACT</b>   | <b>HOW TO APPLY</b>  |
|---|-------------|---|---|--|--|--|
| <b>Community Trusts</b><br>[NB: There are 12 such statutory trusts] | Regional    | Most projects   | Closing dates vary by region and project type | Most activities including coaching to maintain numbers | Obtain from any local Westpac, ASB or TSB branches or the Citizen's Advice Bureau  | Application form from the appropriate regional Community Trust |
| <b>Lottery General</b>  | National    | Special projects including facilities                   | 20 January<br>5 May<br>25 August              | Most activities  | Lottery Grant Board<br>P O Box 805<br>Wellington<br>Tel: 0800 824 824<br>Fax: [04] 495 7225<br>Email: <a href="mailto:lotterygrants@dia.govt.nz">lotterygrants@dia.govt.nz</a><br>Web: <a href="http://www.dia.govt.nz">http://www.dia.govt.nz</a> | Application form from the address provided                     |
| <b>Local Body Discretionary Funding</b>                             | Regional    | Most community projects, including sport and recreation | 31 March                                      | Most activities  | Check with own local authority   | Application form from the appropriate local authority          |
| <b>Sargood Bequest</b>  | National    | Sport and recreation                                    | 31 December                                   | Most activities  | P O Box 5546<br>Dunedin<br>Tel: [03] 474 0900<br>Fax: [03] 477 9987  | Application form available from the address provided           |

## SPECIFIC CRICKET FUNDING SOURCES

| FUND                           | AREA  | PURPOSE   | CLOSING DATE                 | ACTIVITIES FUNDED   | CONTACT  | HOW TO APPLY  |
|--------------------------------|---|---|------------------------------|---|--|---|
| New Zealand Cricket Foundation | National although needs to be endorsed by the Major Cricket Association | <ul style="list-style-type: none"> <li>■ Special approved projects that will benefit the development of the game</li> <li>■ Exclusions:                             <ul style="list-style-type: none"> <li>- capital structures eg. clubrooms</li> <li>- equipment</li> </ul> </li> </ul> | Always open for applications | Most activities but particularly: <ul style="list-style-type: none"> <li>■ Permanent outdoor, artificial practice and playing facilities for secondary schools and clubs</li> <li>■ Indoor practice facilities for districts and/or Major Cricket Associations</li> <li>■ Coaching and development schemes in Major Cricket Associations</li> </ul> | Major Cricket Association<br><br>New Zealand Cricket Foundation<br>P O Box 980<br>Wellington | Letter, but must be endorsed by the Major Cricket Association |
| Jack Newman Award              | National but nominated by a Major Cricket Association                   | Outstanding service to junior cricket   | 1 May                        | Involvement with junior cricket   | Major Cricket Association<br><br>New Zealand Cricket<br>P O Box 958<br>Christchurch          | Letter with supporting details                                |

■ Other sources of local or regional funding for cricket are available through:

- LOCAL CRICKET TRUSTS [eg. Wellington - Walter Norwood Trust – Contact Cricket Wellington for details – Tel: [04] 384 3171]

[eg. Manawatu/Central Districts – Colin McVicar Trust – Contact Manawatu Cricket Association for details – Tel: [06] 357 5349]

## **APPLICATIONS FOR NEW ZEALAND CRICKET FOUNDATION GRANTS**

**Applications should be made initially to the relevant Major Cricket Association and should include the following details:**

- Project type and purpose
- Number of players that will use the facility [adults, young people, children]
- Uses of the facility
- Total cost of the project
- Amount of funds raised or proposed to be raised by the applicants
- Other financial grants obtained for the project

**The Major Cricket Association, if they support the project, should endorse it and then forward the application directly to:**

Secretary  
New Zealand Cricket Foundation  
P O Box 980  
Wellington

## APPENDIX 1

### MAJOR CRICKET ASSOCIATION ADDRESSES

| ASSOCIATIONS                           | ADDRESS           | TOWN/CITY    | TELEPHONE   | FAX         | EMAIL  |
|--|-------------------|--------------|-------------|-------------|--|
| Auckland Cricket Association           | Private Bag 56906 | AUCKLAND     | 09 815 4855 | 09 846 4464 |  |
| Northern Districts Cricket Association | P O Box 1347      | HAMILTON     | 07 839 3783 | 07 839 5542 | <a href="mailto:cricket@ndca.co.nz">cricket@ndca.co.nz</a>                                 |
| Central Districts Cricket Association  | P O Box 309       | NAPIER       | 06 835 7617 | 06 835 0543 | <a href="mailto:admin@cdcricket.co.nz">admin@cdcricket.co.nz</a>                           |
| Cricket Wellington                     | P O Box 578       | WELLINGTON   | 04 384 3171 | 04 384 3498 | <a href="mailto:cricket@firebirds.co.nz">cricket@firebirds.co.nz</a>                       |
| Canterbury Cricket Association         | P O Box 789       | CHRISTCHURCH | 03 366 3003 | 03 365 3073 | <a href="mailto:enquiries@canterburycricket.org.nz">enquiries@canterburycricket.org.nz</a> |
| Otago Cricket Association              | P O Box 1419      | DUNEDIN      | 03 477 9056 | 03 477 3056 |  |

### ACKNOWLEDGEMENT

This School Support and Club Assist resource booklet was written and compiled by Alec Astle, National Development Manager, New Zealand Cricket